



DUKE FOODSHIELDS

From basic to high-end, Duke has a foodshield solution to meet your budget and design objective.

Foodshields

Duke's expanded line of Foodshields is the perfect complement to your Serving Systems...

Duke's comprehensive line of standard designer and contemporary foodshields nicely complement the entire offering of Duke Serving Systems. Whether it's the entry level AeroServ®, traditional Thurmaduke®, or upscale Expressions™ and Insignia™ systems, the Duke line of foodshields is designed to enhance the serving system and make food the focal point.

A Complete Line:

Duke's new foodshields are a complete line with a **SOLUTION** for the way you serve your product.

- Need a flexible shield that converts from self-service to operator served?
- Need a shelf on an operator served food shield to pass the trays over?
- Need an area to pass the trays under?
- Need two tiers to serve more products?

Whatever your foodshield challenges are, Duke has a solution that will fit your needs perfectly!

See the difference!

Duke's new sleek design really focuses on visual-appeal. Instead of having a stainless steel framework and a little glass, we've incorporated a lot of glass with a little bit of stainless steel. The structure is 1" diameter 18 gauge stainless steel tubing with 3/8" tempered glass. This design really allows your customer to easily see the food selections and you too sell more products!


Meets new NSF 2011 codes

Duke's complete foodshield line has been redesigned to meet the new NSF 2011 codes, which went into effect on January 1, 2011. These new codes have some significant implications for foodshields. For example, you now have to have end glass on all models and you can only serve pre-packaged product on the second tier of a foodshield. The measurements have also changed, so you may notice an increased reach for product.

Showcase your food in a new light

LED lighting is an exclusive new accessory for the contemporary foodshield offering. A very slim profile allows your customers to really see the product - without any bulky obstructions. And since they are LED lights, you can expect them to last significantly longer than traditional lighting options and offer energy savings!

NEW Sleek LED lighting!



Standard Foodshields

800 - 900 Series

Adding Value with Quality

Affordable or value doesn't mean limited!

Duke's extensive standard foodshield, buffet shields and shelf offerings are compatible with Duke's foodwarmers and Heritage®, AeroServ® and Thurmaduke® counters as well as being a value alternative to other serving system brands.

Features Include:

- Stainless steel trim and brackets
- Stainless steel tube posts
- Display shelves
- 3/4" square stainless steel tubing
- 18-gauge stainless steel shelf
- 1/4" glass guard with stainless steel edging
- NSF-2 and 11 compliant
- Buffet, self-serve and operator serve available



838



956-460



Your Solutions Partner

400 Series

Model	Length		Height		Width		Weight		Cube ft. Crated
	in	cm	in	cm	in	cm	lbs	kg	
TS410-32	32	81.3	24	61	20	51	32	14.5	14
TS410-46	46	116.8	24	61	20	51	40	18.1	18
TS410-60	60	152.4	24	61	20	51	50	22.7	23
TS410-74	74	188.0	24	61	20	51	58	26.3	26
TS410-88	88	223.5	24	61	20	51	67	30.4	31

Model	Length		Height		Width		Weight		Cube ft. Crated
	in	cm	in	cm	in	cm	lbs	kg	
TS411-32	32	81.3	24	61	20	51	32	14.5	14
TS411-46	46	116.8	24	61	20	51	40	18.1	18
TS411-60	60	152.4	24	61	20	51	50	22.7	23
TS411-74	74	188.0	24	61	20	51	58	26.3	26
TS411-88	88	223.5	24	61	20	51	67	30.4	31

Model	Length		Height		Width		Weight		Cube ft. Crated
	in	cm	in	cm	in	cm	lbs	kg	
TS421-32	32	81.3	24	61	20	51	38	17.2	18
TS421-46	46	116.8	24	61	20	51	46	20.9	21
TS421-60	60	152.4	24	61	20	51	66	30.0	31
TS421-74	74	188.0	24	61	20	51	96	43.5	45
TS421-88	88	223.5	24	61	20	51	116	52.6	54

Model	Length		Height		Width		Weight		Cube ft. Crated
	in	cm	in	cm	in	cm	lbs	kg	
TS449-32	32	81.3	21	53.3	18.5	47	50	22.7	12
TS449-46	46	116.8	21	53.3	18.5	47	65	29.6	16
TS449-60	60	152.4	21	53.3	18.5	47	80	34.6	21
TS449-74	74	188.0	21	53.3	18.5	47	100	45.5	27
TS449-88	88	223.5	21	53.3	18.5	47	125	56.7	33

Model	Length		Height		Width		Weight		Cube ft. Crated	Fluorescent Lights		Heat Lamps		Heat Lamps w/ Incand. Lights	
	in	cm	in	cm	in	cm	lbs	kg		120 V	1 Ph	120 V	1 Ph	120 V	1 Ph
	watts	amps	watts	amps	watts	amps	watts	amps							
TS454-32	31	78.7	16	40	15.4	39	32	14.6	6.7	15	0.13	250	2.08	370	3.08
TS454-46	45	114.3	16	40	15.4	39	40	18.2	9.3	15	0.13	575	4.79	755	6.29
TS454-60	59	149.9	16	40	15.4	39	50	22.7	11.9	30	0.25	800	6.67	1040	8.67
TS454-74	73	185.4	16	40	15.4	39	58	26.4	14.5	30	0.25	900	7.50	1140	9.50
TS454-88	87	221.0	16	40	15.4	39	67	30.5	17.1	30	0.25	1150	9.58	1510	12.58

Model	Length		Height		Width		Weight		Cube ft. Crated
	in	cm	in	cm	in	cm	lbs	kg	
TS460-32	32	81.3	24	61	18	46	40	9.3	18
TS460-46	46	116.8	24	61	18	46	48	21.8	21
TS460-60	60	152.4	24	61	18	46	68	30.8	31
TS460-74	74	188.0	24	61	18	46	98	44.5	45
TS460-88	88	223.5	24	61	18	46	118	53.5	54

Model	Length		Height		Width		Weight		Cube ft. Crated
	in	cm	in	cm	in	cm	lbs	kg	
TS470-32	32	81.3	24	61	18	46	32	14.5	14
TS470-46	46	116.8	24	61	18	46	40	18.1	18
TS470-60	60	152.4	24	61	18	46	50	22.7	23
TS470-74	74	188.0	24	61	18	46	58	26.3	26
TS470-88	88	223.5	24	61	18	46	67	30.4	31

Model	Length		Height		Width		Weight		Cube ft. Crated
	in	cm	in	cm	in	cm	lbs	kg	
TS480-32	32	81.3	24	61	18	46	32	14.5	14
TS480-46	46	116.8	24	61	18	46	40	18.1	18
TS480-60	60	152.4	24	61	18	46	50	22.7	23
TS480-74	74	188.0	24	61	18	46	58	26.3	26
TS480-88	88	223.5	24	61	18	46	67	30.4	31

Model	Length		Height		Width		Weight		Cube ft. Crated
	in	cm	in	cm	in	cm	lbs	kg	
TS480-32-DS	32	81.3	24	61	32	81	50	22.7	23
TS480-46-DS	46	116.8	24	61	32	81	65	29.6	30
TS480-60-DS	60	152.4	24	61	32	81	80	34.6	36
TS480-74-DS	74	188.0	24	61	32	81	100	45.5	46
TS480-88-DS	88	223.5	24	61	32	81	125	56.7	57

Model	Length		Height		Width		Weight		Cube ft. Crated
	in	cm	in	cm	in	cm	lbs	kg	
TS480-32-DD	32	81.3	24	61	35	89	60	27.2	28
TS480-46-DD	46	116.8	24	61	35	89	75	34.0	35
TS480-60-DD	60	152.4	24	61	35	89	90	40.8	41
TS480-74-DD	74	188.0	24	61	35	89	110	49.9	51
TS480-88-DD	88	223.5	24	61	35	89	135	61.2	62

500 Series

Model	Length		Height		Width		Weight		Cube ft. Crated	Model	Length		Height		Width		Weight		Cube Ft. Crated
	in	cm	in	cm	in	cm	lbs	kg			in	cm	in	cm	in	cm	lbs	kg	
TS530-32	32	81.3	18	45.7	40	102	50	22.7	19.3	TS530-32-1SN	32	81.3	18	45.7	26.5	67	35	15.9	14.6
TS530-46	46	116.8	18	45.7	40	102	58	26.4	26.3	TS530-46-1SN	46	116.8	18	45.7	26.5	67	42	19.1	19.9
TS530-60	60	152.4	18	45.7	40	102	78	35.5	33.4	TS530-60-1SN	60	152.4	18	45.7	26.5	67	60	27.3	25.3
TS530-74	74	188.0	18	45.7	40	102	108	49.1	40.5	TS530-74-1SN	74	188.0	18	45.7	26.5	67	88	40.0	30.7
TS530-88	88	223.5	18	45.7	40	102	128	58.2	47.6	TS530-88-1SN	88	223.5	18	45.7	26.5	67	118	53.6	36.0

Model	Length		Height		Width		Weight		Cube ft. Crated
	in	cm	in	cm	in	cm	lbs	kg	
TS540-32	32	81.3	18	45.7	18	46	25	11.4	8.3
TS540-46	46	116.8	18	45.7	18	46	31	14.1	11.4
TS540-60	60	152.4	18	45.7	18	46	36	16.4	14.5
TS540-74	74	188.0	18	45.7	18	46	40	18.2	17.5
TS540-88	88	223.5	18	45.7	18	46	44	20.0	20.6

Model	Length		Height		Width		Weight		Cube ft. Crated
	in	cm	in	cm	in	cm	lbs	kg	
TS550-32	32	81.3	18	45.7	18	46	25	11.4	8.3
TS550-46	46	116.8	18	45.7	18	46	31	14.1	11.4
TS550-60	60	152.4	18	45.7	18	46	36	16.4	14.5
TS550-74	74	188.0	18	45.7	18	46	40	18.2	17.5
TS550-88	88	223.5	18	45.7	18	46	44	20.0	20.6

Model	Length		Height		Width		Weight		Cube ft. Crated
	in	cm	in	cm	in	cm	lbs	kg	
TS560-32	32	81.3	18	45.7	18	46	54	24.6	8.3
TS560-46	46	116.8	18	45.7	18	46	62	28.2	11.4
TS560-60	60	152.4	18	45.7	18	46	82	37.3	14.5
TS560-74	74	188.0	18	45.7	18	46	112	50.9	17.5
TS560-88	88	223.5	18	45.7	18	46	137	62.3	20.6

Model	Length		Height		Width		Weight		Cube ft. Crated
	in	cm	in	cm	in	cm	lbs	kg	
TS570-32	32	81.3	18	45.7	20	51	58	26.4	9.4
TS570-46	46	116.8	18	45.7	20	51	78	35.5	13.3
TS570-60	60	152.4	18	45.7	20	51	108	49.1	16.2
TS570-74	74	188.0	18	45.7	20	51	128	58.2	19.7
TS570-88	88	223.5	18	45.7	20	51	148	67.3	23.1

Model	Length		Height		Width		Weight		Cube ft. Crated	Model	Length		Height		Width		Weight		Cube Ft. Crated
	in	cm	in	cm	in	cm	lbs	kg			in	cm	in	cm	in	cm	lbs	kg	
TS580-32	32	81.3	24	50.8	37	94	85	38.6	16.5	TS580-32-1SN	32	81.3	20	50.8	19.5	57.2	65	29.6	12.6
TS580-46	46	116.8	24	50.8	37	94	100	45.5	22.5	TS580-46-1SN	46	116.8	20	50.8	19.5	57.2	80	36.4	17.3
TS580-60	60	152.4	24	50.8	37	94	120	54.6	28.6	TS580-60-1SN	60	152.4	20	50.8	19.5	57.2	100	45.5	21.9
TS580-74	74	188.0	24	50.8	37	94	145	65.9	34.7	TS580-74-1SN	74	188.0	20	50.8	19.5	57.2	125	56.8	26.6
TS580-88	88	223.5	24	50.8	37	94	165	75.0	40.8	TS580-88-1SN	88	223.5	20	50.8	19.5	57.2	145	65.9	31.2

Model	Length		Height		Weight		Cube ft. Crated
	in	cm	in	cm	lbs	kg	
NG590-32	31-5/8	77.8	15-3/4	40	65	29.5	14
NG590-46	45-5/8	115.9	15-3/4	40	78	35.4	19
NG590-60	59-1/2	151.1	15-3/4	40	105	47.7	23
NG590-74	73-1/2	186.7	15-3/4	40	128	58.1	29
NG590-88	87-1/2	222.3	15-3/4	40	155	70.3	35

800 - 900 Series

Model	Length		Height		Width		Weight		Cube ft. Crated
	in	cm	in	cm	in	cm	lbs	kg	
836	30.22	76.8	20	50.8	10.5	26.7	40	18.2	8.6
837	44.22	112.3	20	50.8	10.5	26.7	48	21.8	11.8
838	58.22	147.8	20	50.8	10.5	26.7	68	30.9	15.1
839	72.22	183.4	20	50.8	10.5	26.7	98	44.6	18.4
840	86.22	219.0	20	50.8	10.5	26.7	118	53.5	22.4

Model	Length		Height		Width		Weight		Cube ft. Crated
	in	cm	in	cm	in	cm	lbs	kg	
956-460-2	30.22	76.8	20	50.8	10.5	26.7	32	14.6	6.7
956-460-3	44.22	112.3	20	50.8	10.5	26.7	40	18.2	9.3
956-460-4	58.22	147.9	20	50.8	10.5	26.7	50	22.7	11.9
956-460-5	72.22	183.4	20	50.8	10.5	26.7	58	26.4	14.5
956-460-6	86.22	219.0	20	50.8	10.5	26.7	67	30.5	17.2

Model	Length		Height		Width		Weight		Cube ft. Crated
	in	cm	in	cm	in	cm	lbs	kg	
982	30.12	76.5	20	50.8	16	40.6	50	22.7	11.8
983	44.12	112.1	20	50.8	16	40.6	65	29.6	16.3
984	58.12	147.6	20	50.8	16	40.6	80	36.4	20.1
985	72.12	183.2	20	50.8	16	40.6	100	45.5	27.0
986	86.12	218.8	20	50.8	16	40.6	125	56.8	30.3



Your Solutions Partner

Designer Foodshields 500 Series


Affordable Sophistication

Don't break the bank to get a designer look!

Duke's designer buffet and foodshield line is designed for the way you work and offers practical sophistication. With a complete offering that is compatible with Thurmaduke®, AeroServ® Insignia™, and other Duke brands, we have a design, size or solution that will meet your needs.

Features Include:

- Stainless steel or 12 powder coat finishes
- Stainless steel frame, shelves, tube post, trim and brackets
- Display shelves
- 18-gauge, 400 stainless steel frame
- Unique lighting solutions
- Adjustable 1/4" tempered glass foodshield
- NSF-2 and 11 compliant
- Buffet, self-serve and operator serve available



NEXT GENERATION FOODSHIELD OPTIONS (18-gauge, 300 stainless steel frame)



TS560



NG590

Contemporary Foodshields

400 Series

Upscale Sophistication



TS480

Project an image of style and sophistication!

Duke's contemporary offering uses sleek, cutting edge design - less metal and more glass - for enhanced food merchandising and are engineered for functionality with a focus on a distinctive high-end look and feel, setting your serving area apart from the competition. Compatible with Thurmaduke®, Expressions™ and Insignia™ serving counters.

Features Include:


- 1" Stainless steel round tubing
- 3/8" Tempered glass shelves
- Polished exposed glass edges and rounded corners
- Narrow mounting flange
- Brushed, powder coat finishes available
- Buffet, self-serve and operator serve available
- Unique lighting solutions
- Adjustable 1/4" tempered glass foodshield or fixed guard
- NSF-2 and 11 compliant



TS421



TS410



TS411



Your Solutions Partner



Your Solutions Partner

A PARTNERSHIP APPROACH FOR SUCCESS.

At Duke, we know that our success is based on our customers' success. So we're not just here to sell you equipment. We're here to help you build a better, more successful, more profitable business.

You can count on Duke for the finest equipment and the most advanced technology in the industry, as well as customized solutions designed to address your specific needs and challenges. Plus, Duke can offer you an array of important advantages:

- Safer, better quality, better tasting food
- Faster return on investment
- Reduced energy usage
- More efficient employees
- Faster service for your customers
- Reliable, long-lasting equipment
- Menu development to address changing lifestyles

Manufactured at Duke

These new foodshields are manufactured at our Sedalia, Missouri facility and have a shorter lead time than many other foodshield manufacturers. On average each foodshield can be manufactured and shipped within four weeks. Another advantage Duke has is two powder coat stations on site that allow them to constantly monitor the quality and ensure it meets their tough durability standards and turn it around more quickly. Many other foodshield manufacturers have to send out their powder coat which could affect lead times and depending on the size of their supplier, the quality may not be up to Duke's exacting standards.

Duke Manufacturing Co.

2305 N. Broadway

St. Louis, MO 63102

Toll Free: 800.735.3853 • Phone: 314.231.1130

www.dukemfg.com