



# Specifications

F.O.B Sedalia, Missouri 65301



E303SW

### OPTIONS:

- 3-phase wiring
- Stainless steel cutting board in lieu of poly
- Hardwood cutting board in lieu of poly
- Drop type brackets for cutting board
- Casters - EPxxx
- Stainless steel feet -SS-FEET
- Serving shelves - 656-x,S, 656-460-xS, 956-xS, 956-460-xS
- Glass display shelves - 98x
- Shelves/Carving boards - 441-xS, 442-xS, 445-xS
- Buffet shelves - 63x/73xFL/73xBL/73xHT/83x/93xFL/93xBL/93xHT
- Adapter plates - 31, 32, 33
- Insets/Inset Covers - 521, 522, 523
- Telescope covers - 546, 548
- Tubular tray slides - 3BTS-FX-x/HD-x
- Solid Stainless Tray Slides - SOLID-FX-/HD

### AGENCY LISTINGS:



**DUKE MANUFACTURING CO.**  
 2305 N. Broadway  
 St. Louis, MO 63102

800.735.3853 Toll Free  
 314.231.1130 In Missouri  
 314.231.5074 Fax  
 www.dukemfg.com

### Approval Stamp(s):

### PRODUCT INFORMATION:

PROJECT: \_\_\_\_\_  
 ITEM: \_\_\_\_\_  
 QUANTITY: \_\_\_\_\_

### MODEL:

**AeroHot™ Steamtables**  
**Hot Food Units - Electric - Sealed Wells**

- E302SW/EP302SW      2 top openings
- E303SW/EP303SW      3 top openings
- E304SW/EP304SW      4 top openings
- E305SW/EP305SW      5 top openings

### TOP:

- 20 gauge, 300 Series stainless steel
- Die-stamped openings - 11-7/8" x 19-7/8"
- Poly carving board - 7"W x 1/2" thick with 18 gauge stainless steel support base and die-stamped brackets

### HEAT COMPARTMENTS:

- Stainless steel die-formed 6-1/2" deep sealed well
- Individual well drains and drain valves
- Wet or dry use
- Single phase standard

### BODY AND INTERIOR SHELF:

- 20 gauge, 430 Series stainless steel body
- 20 gauge, 430 Series stainless steel undershelf
- 430 Series stainless steel tubular legs with adjustable plastic feet

### ELECTRICAL INFORMATION:

- 750 watt element under each compartment
- Wired to operate on 120, 208 or 240 Volt
- Single or Three phase
- AC current
- Each section with infinite switch
- Permanently wired, 6' long cord and plug provided

### SHORT FORM SPECIFICATIONS:

#### AeroHot™ Steamtables - Hot Food - Electric - Sealed Wells.

Top shall be heavy gauge 300 Series stainless steel with body, undershelf and legs formed of heavy gauge 430 Series stainless steel. Each top opening shall be die-stamped, measuring 11-7/8" x 19-7/8" with 6-1/2" deep sealed well with 1/2" drain. Single phase standard. Each compartment to have 750 watt element fitted under warming compartment. Each sealed hot food well to have individual drain valve. Wired to operate on 120, 208 or 240 volt, single or 3 phase. AC current, as ordered. Each section to be controlled by infinite switch. Permanently wired, 6' cord with plug provided. Units to be furnished with poly carving board measuring 7" x 1/2" thick with 18 gauge stainless steel support base and die-stamped brackets. Portable units to have NSF listed casters, 5" diameter, rubber, swivel type, two with locks, all non-marking tires, with 9"L pusher bar attached to end panel on operator's right.

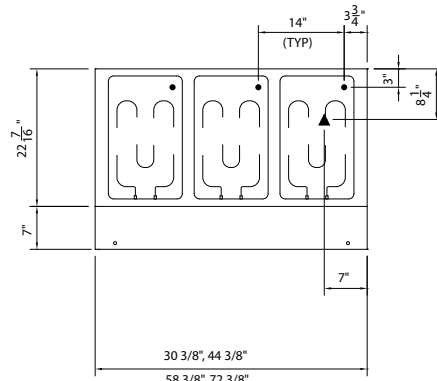
"EP" - prefix on model number denotes portable unit.

# Aerohot

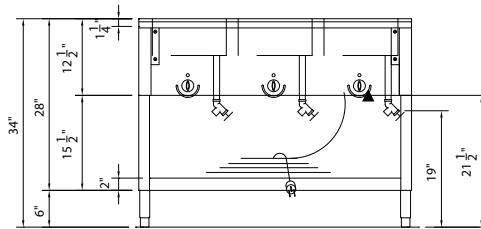
**MODEL:**

**Aerohot™ Steamtables  
Hot Food Units - Electric - Sealed Well**

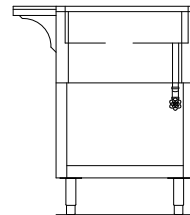
- E302SW/EP302SW 2 top openings
- E303SW/EP303SW 3 top openings
- E304SW/EP304SW 4 top openings
- E305SW/EP305SW 5 top openings



**TOP VIEW**



**FRONT VIEW**



**RIGHT SIDE VIEW**

| LEGEND  |                       |
|---|-----------------------|
| ▲   | ELECTRICAL CONNECTION |
| "EP" = prefix on model number denotes portable unit |                       |

**DIMENSIONS:** (Consult factory for 3-phase electrical requirements and other options.)

Freight Class: 85

| Model          | Length |       | Width   |      | Height |      | Top Openings | Cube ft. Crated | Weight  |           |
|----------------|--------|-------|---------|------|--------|------|--------------|-----------------|---------|-----------|
|                | in.    | cm    | in.     | cm   | in.    | cm   |              |                 | lbs.    | kg        |
| E302SW/EP302SW | 30-3/8 | 77.2  | 22-7/16 | 57.1 | 34     | 86.4 | 2            | 23.4            | 81/90   | 36.8/40.9 |
| E303SW/EP303SW | 44-3/8 | 112.8 | 22-7/16 | 57.1 | 34     | 86.4 | 3            | 32.5            | 107/114 | 48.6/51.8 |
| E304SW/EP304SW | 58-3/8 | 148.3 | 22-7/16 | 57.1 | 34     | 86.4 | 4            | 41.5            | 138/144 | 62.7/65.5 |
| E305SW/EP305SW | 72-3/8 | 183.9 | 22-7/16 | 57.1 | 34     | 86.4 | 5            | 50.5            | 165/172 | 75.0/78.2 |

**ELECTRICAL SPECIFICATIONS:**

| Model          | 120 Volt - 750 watt elements |      |       | 208 Volt - 750 watt elements |      |       | 240 Volt - 750 watt elements |      |      |
|----------------|------------------------------|------|-------|------------------------------|------|-------|------------------------------|------|------|
|                | Watts                        | Amps | NEMA  | Watts                        | Amps | NEMA  | Watts                        | Amps | NEMA |
| E302SW/EP302SW | 1500                         | 12.5 | 5-15  | 1500                         | 7.2  | 6-20  | 1500                         | 6.3  | 6-20 |
| E303SW/EP303SW | 2250                         | 18.8 | L5-30 | 2250                         | 10.8 | 6-20  | 2250                         | 9.4  | 6-20 |
| E304SW/EP304SW | 3000                         | 25.0 | 5-50  | 3000                         | 14.4 | 6-20  | 3000                         | 12.5 | 6-20 |
| E305SW/EP305SW | 3750                         | 31.3 | 5-50  | 3750                         | 18.0 | L6-30 | 3750                         | 15.6 | 6-20 |

Cord and NEMA plug included

**DUKE MANUFACTURING CO.**

2305 N. Broadway  
St. Louis, MO 63102

800.735.3853 Toll Free  
800.231.1130 In Missouri  
314.231.5074 Fax  
www.dukemfg.com



Specification subject to change

01/10  
Printed in U.S.A  
© 2010, Duke Manufacturing Co.