




Specifications

F.O.B Sedalia, Missouri 65301



Wall Rack Shelf

MODIFICATIONS

- Special length

SPECIAL MODIFICATIONS

Special modification may be added. Consult Accessories and Modifications specification sheet.

AGENCY LISTING:



DUKE MANUFACTURING CO.
 2305 N. Broadway
 St. Louis, MO 63102

800.735.3853 Toll Free
 314.231.1130 In Missouri
 314.231.5074 Fax
 www.dukemfg.com

Approval Stamp(s):

PRODUCT INFORMATION:

PROJECT: _____

ITEM: _____

QUANTITY: _____

MODEL:

**Duke Dishtables
 Rack Shelves**

Wall Mounted Rack Shelves

<u>Solid</u>	<u>Tubular</u>	<u>Length</u>
<input type="checkbox"/> SD-1	<input type="checkbox"/> TD-1	21" length
<input type="checkbox"/> SD-2	<input type="checkbox"/> TD-2	42" length
<input type="checkbox"/> SD-3	<input type="checkbox"/> TD-3	63" length
<input type="checkbox"/> SD-4	<input type="checkbox"/> TD-4	84" length
	<input type="checkbox"/> TD-5	Table Mounted

Solid Shelf - SHELF:

- 16 gauge, 300 Series stainless steel
- 1-1/4" rolled rim - 2" high on rear and sides
- Open corners

WALL BRACKETS"

- 14 gauge stainless steel
- Sloped at 30° angle

Tubular Shelf - SHELF:

- 16 gauge stainless steel 1-5/8" OD tubing

WALL BRACKETS

- 14 gauge stainless steel

SHORT FORM SPECIFICATIONS:

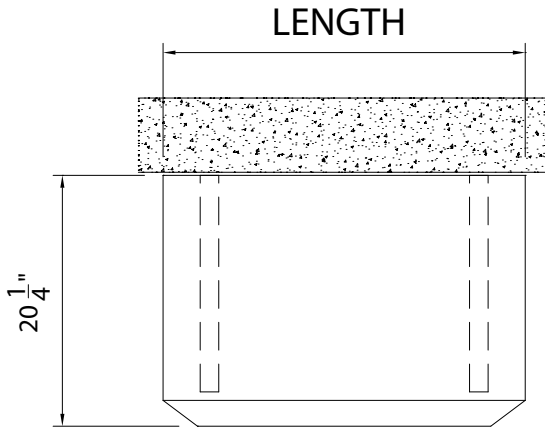
Duke Aerohot Dishtables - Wall Mounted Rack Shelf

Solid shelf to be constructed of 16 gauge, 300 Series stainless steel with 1-1/4" rolled rim on front and straight 2" high rim on rear and sides. Open corners on shelf. Brackets to be of 14 gauge stainless steel, sloped at a 30° angle.

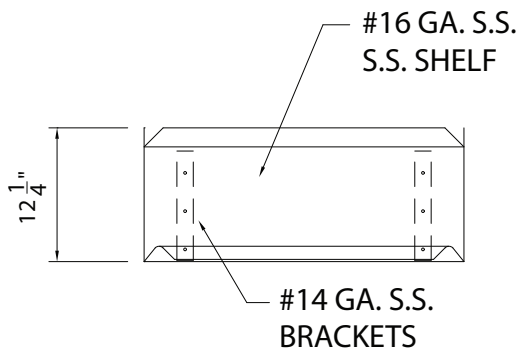
Tubular Shelf to be constructed of 16 gauge stainless steel formed into 1-5/8" OD tubing mounted on 14 gauge stainless steel brackets.

Aerohot®

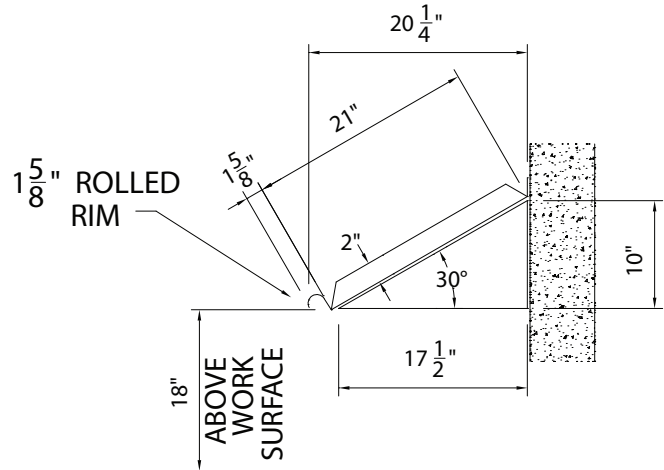
DUKE DISHTABLES Rack Shelves Wall Mounted Rack Shelves



TOP VIEW



FRONT VIEW



RIGHT SIDE

- | <u>Solid</u> | <u>Tubular</u> | <u>Length</u> |
|-------------------------------|-------------------------------|---------------|
| <input type="checkbox"/> SD-1 | <input type="checkbox"/> TD-1 | 21" length |
| <input type="checkbox"/> SD-2 | <input type="checkbox"/> TD-2 | 42" length |
| <input type="checkbox"/> SD-3 | <input type="checkbox"/> TD-3 | 63" length |
| <input type="checkbox"/> SD-4 | <input type="checkbox"/> TD-4 | 84" length |
| | <input type="checkbox"/> TD-5 | Table Mounted |

Wall Mounted Rack Shelves

SOLID DESIGN

Model	Length		Weight		Cube ft. Crated
	in.	cm	in.	cm	
SD-1	21	53.3	20	50.8	1.0
SD-2	42	106.7	30	76.2	2.0
SD-3	63	160.0	40	101.6	4.0
SD-4	84	213.4	50	127.0	5.0

TUBULAR DESIGN

Model	Length		Weight		Cube ft. Crated
	in.	cm	in.	cm	
TD-1	21	53.3	15	6.8	1.0
TD-2	42	106.7	23	10.5	2.0
TD-3	63	160.0	30	13.6	4.0
TD-4	84	213.4	38	17.3	5.0
TD-5	Table Mounted				



DUKE MANUFACTURING CO.
2305 N. Broadway
St. Louis, MO 63102

800.735.3853 Toll Free
800.231.1130 In Missouri
314.231.5074 Fax
www.dukemfg.com

Specification subject to change

01/10
Printed in U.S.A
© 2010, Duke Manufacturing Co.