



Specifications

F.O.B Sedalia, Missouri 65301



ADI-3MSL-N7
(optional louvered grille shown)

OPTIONS:

- Condensate Evaporator - **COND-EVAP**
- 220V - 50Hz compressor
- Stainless steel louvered grille
- False Bottom - **FB**
- Glass display shelves - **98x Series**
- Buffet shelves - **83x, 93xFL, 93xHT, 93xBL**
- Serving shelves - **956/956-460 - x Series**
- Self-service canopies - **TS530-xx, TS530-xx-1SN**
- Stainless steel adapter panels - **J & K**
- Adapter bars - **513, 516**

AGENCY LISTING:



DUKE MANUFACTURING CO.
2305 N. Broadway
St. Louis, MO 63102

800.735.3853 Toll Free
314.231.1130 In Missouri
314.231.5074 Fax
www.dukemfg.com

Approval Stamp(s):

PRODUCT INFORMATION:

PROJECT: _____
ITEM: _____
QUANTITY: _____

MODEL:

**Drop-Ins - Slimline - Cold Pan
Mechanically Cooled - 8" Deep Liner
Meets NSF Standard 7**

- ADI-2MSL-N7** (2) Deep 12" x 20" pan, 4" deep
- ADI-3MSL-N7** (3) Deep 12" x 20" pan, 4" deep

TOP RIM:

- Heavy gauge, 300 Series stainless steel
- Overhang on all four sides
- Reinforced with heavy gauge steel angle
- Vinyl foam gasket as sealant

LINER:

- 300 Series stainless steel cold pan
- 8" deep 13-7/8" front to back
- 1" cast brass drain and plug
- Adapter bars for full size pans included
- Product recessed 3" below top
- Removable stainless steel brackets 3" below top

REFRIGERATION:

- Copper coils attached to sides of liner - R134A refrigerant
- Air cooled condensing unit, in center of unit -12 volt
- Open angle-iron suspended compressor compartment
- Remote mounted on/off switch
- 6' cord and plug - NEMA 5-15
- Five year warranty on compressor motor

EXTERIOR HOUSING

- Heavy gauge paint grip steel body

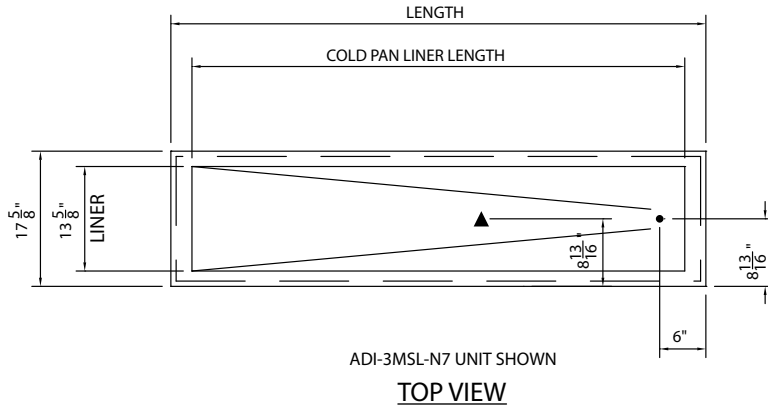
SHORT FORM SPECIFICATIONS:

Duke Drop-Ins - Slimline - Cold Pan - Mechanically Cooled - 8" Deep Liner - Meets NSF Standard 7. Top rim shall be constructed of heavy gauge, 300 Series stainless steel. Top rim shall have overhang on all four sides and be reinforced by heavy gauge steel angle with vinyl foam gasket as sealant with top surface. Top shall be cut out, flanged down and attached to heavy gauge, 300 series stainless steel liner, 8" deep. Liner 13-5/8" front to back and 3-5/8" shorter than length of top. Shall be insulated on all four sides and bottom, and equipped with 1" cast brass drain and plug. Adapter bars furnished for full size pans. Units refrigerated by copper coils attached to exterior sides and ends only of liner. Compressor compartment, located in center of unit, to have open angle-iron base to support air cooled condensing unit of adequate size. Remote mounted on/off switch and cord with plug provided. Entire unit factory tested, with five year warranty on compressor motor only. Exterior constructed of heavy gauge steel. Cutout for remote 4-1/8"L x 2-3/8"W.

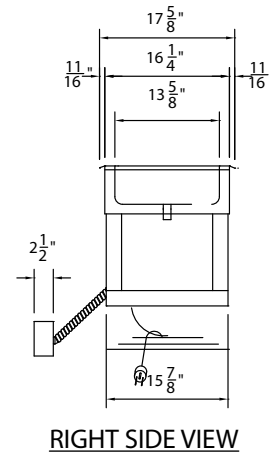
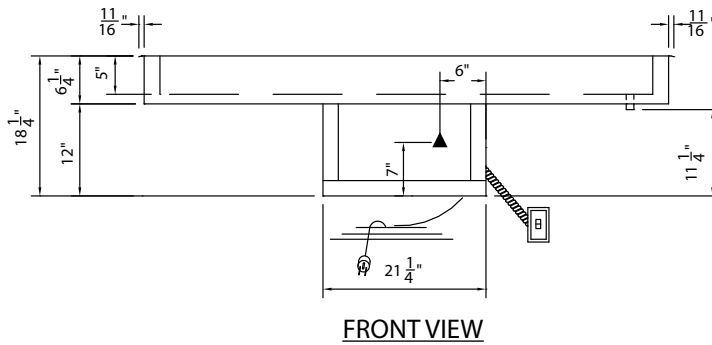
Duke®

MODEL:
Drop-Ins - Slimline - Cold Pan
Mechanically Cooled- 8" Deep Liner
Meets NSF Standard 7

- ADI-2MSL-N7 (2) 4" Deep 12" x 20" pans
- ADI-3MSL-N7 (3) 4" Deep 12" x 20" pans



LEGEND	
▲	- ELECTRICAL CONNECTION
●	- DRAIN CONNECTION



DIMENSIONS - Liners are 13-5/8" (34.7cm) W; cutouts 16-3/4" (42.3cm) W

FREIGHT CLASS: 100

Model	Length		Width		Height		Cube ft crated	Pan Openings	Adapter Bars	Weight		Cold Pan - L		Cutout - L	
	in.	cm	in	cm	in	cm				in.	cm	in.	cm	in.	cm
ADI-2MSL-N7	48-3/4	123.8	17-3/8	44.2	24	61.0	18.1	2	1	155	70.5	45	114.3	48	121.9
ADI-3MSL-N7	70-3/4	179.7	17-3/8	40.6	24	61.0	25.5	3	2	205	93.2	67	170.2	70	178.0

REMOTE CONTROL CUTOUT IS 4-1/8" H X 2-3/16" W

ELECTRICAL SPECIFICATIONS

Model	120 Volt	
	Amps	HP
ADI-2MSL-N7	4.2	1/5
ADI-3MSL-N7	4.2	1/5



DUKE MANUFACTURING CO.
 2305 N. Broadway
 St. Louis, MO 63102

800.735.3853 Toll Free
 800.231.1130 In Missouri
 314.231.5074 Fax
 www.dukemfg.com

Specification subject to change