



Specifications

F.O.B Sedalia, Missouri 65301



DPAH-1H2C

OPTIONS:

- False Bottom - FB
- Hot food style top - HFST
- Tray shelves - PR-3, PR-4
- Fluorescent lights - FL-3, FL-4
- Incandescent bullet lights - BI-3, BI-4
- Adapter bars - 513, 514, 515, 516
- Spillage pans - 576, 676
- Adapter plates - 31, 32, 33
- Legs in lieu of casters
- Body latches
- Tray shelf on end

AGENCY LISTINGS:



DUKE MANUFACTURING CO.
2305 N. Broadway
St. Louis, MO 63102

800.735.3853 Toll Free
314.231.5074 Fax
www.dukemfg.com

Approval Stamp(s):

PRODUCT INFORMATION:

PROJECT: _____

ITEM: _____

QUANTITY: _____

MODEL:

EconoMate™ Buffet Units - Hot/Cold

- | | |
|--|---|
| <input type="checkbox"/> DPAH-1H2C/OPAH-1H2C | 1 hot food well/2 cold pan wells |
| <input type="checkbox"/> DPAH-1H3C/OPAH-1H3C | 1 hot food well/3 cold pan wells |
| <input type="checkbox"/> DPAH-2H2C/OPAH-2H2C | 2 hot food wells/2 cold pan wells |
| <input type="checkbox"/> TAH-1H2C | Table Top - 1 hot food well/2 cold pan wells |
| <input type="checkbox"/> TAH-1H3C | Table Top - 1 hot food well/3 cold pan wells |
| <input type="checkbox"/> TAH-2H2C | Table Top - 2 hot food wells/2 cold pan wells |

BODY:

- Heavy gauge paint grip steel
- Choice of (12) powder coat paint colors (must choose one)

<input type="checkbox"/> #217105 - Bright White	<input type="checkbox"/> #217103 - Natural Almond
<input type="checkbox"/> #217150 - Orange Red	<input type="checkbox"/> #217154 - Racing Red
<input type="checkbox"/> #217107 - Hollyberry Red	<input type="checkbox"/> #217120 - Sky Blue
<input type="checkbox"/> #217127 - Fence Green	<input type="checkbox"/> #217152 - Stone Gray
<input type="checkbox"/> #217102 - Duke Silver	<input type="checkbox"/> #217113 - Brown Kickplate
<input type="checkbox"/> #217101 - Semi Gloss Black	<input type="checkbox"/> #217125 - Textured Black
- Heavy gauge; 300 Series stainless steel top
- Clear plexiglass canopy, with black powder coat steel brackets, powder coat steel ends to match body

BASES:

- Choice of
 - Open base - O
 - Closed base - D
 - Table Top - T
- 5" NSF listed black swivel casters, 2 with locks

HEAT COMPARTMENT:

- 12" x 20" top opening
- Insulation on sides, ends and bottom of 8" compartment
- Infinite switch controls exposed electric element
- Six foot cord and plug

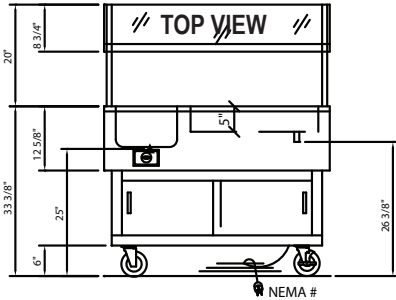
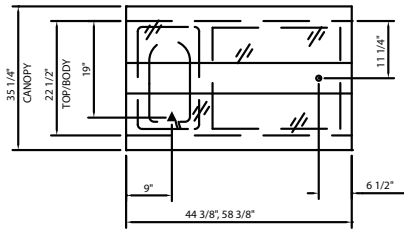
ICE COOLED COLD PAN COMPARTMENT:

- 5" deep liner, sloping to 1" brass drain and plug
- Fully insulated stainless steel pan
- Width of 19-7/8"

SHORT FORM SPECIFICATIONS:

Duke EconoMate Buffet Units - Hot/Cold. Body shall be constructed of heavy gauge steel, painted in customer's choice of 12 powder coat paint finishes (see list above). Heavy gauge 300 Series stainless steel top shall be supplied, with easy-to-clean, clear plexiglass canopy. Bases on all portable units shall be open or closed base style. Heat compartments shall have top openings of 12" x 20" to accommodate full size of fractional size food pans. Insulation to be on sides, ends and bottom of 8" deep compartment to prevent heat transfer. Each hot food well's electric element is controlled by infinite switch. 6' cord and plug provided. Ice cooled cold pan compartment shall be fully insulated 5" deep liner, sloping to 1" brass drain. Units to be portable, mounted on 5" NSF listed, black swivel casters, two with locks, When ordering bases, precede model number with "O" for open base or "D" for closed base with doors. Table top models available. Canopy adds 12-3/4" to width and 20" to height of units.

Econo-Mate®

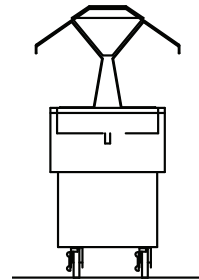


FRONT VIEW

MODEL: EconoMate Buffet Units

- DPAH-1H2C/OPAH-1H2C 1 hot food well/ 2 cold pan wells
- DPAH-1H3C/OPAH-1H3C 1 hot food well/ 3 cold pan wells
- DPAH-2H2C/OPAH-2H2C 2 hot food wells/ 2 cold pan wells
- TAH-1H2C Table Top - 1 hot food well/ 2 cold pan wells
- TAH-1H3C Table Top - 1 hot food well/ 3 cold pan wells
- TAH-2H2C Table Top - 2 hot food wells/ 2 cold pan wells

LEGEND	
▲	ELECTRICAL CONNECTION
●	DRAIN LOCATION
When ordering storage bases, precede model number with "O" for Open Base or "D" for closed base with doors. Example: OPAH-2-BC for open base unit.	



SIDE VIEW

DIMENSIONS:

Portable Hot/Cold Units - All units 22-1/2" (57.2 cm) wide & 33-3/8" (84.8 cm) high

FREIGHT CLASS: 100

Model	Cold Pan Liner Dimensions								Hot Food Well		Weight	
	Length		Length		Width		Depth		Hot Food Wells	Cube ft. Crated	lbs.	kg
	in.	cm	in.	cm.	in.	cm	in.	cm				
DPAH-1H2C/OPAH-1H2C	44-3/8	112.8	26	66.0	19-7/8	50.6	5	12.7	1	32.0	246/242	111.8/110.0
DPAH-1H3C/OPAH-1H3C	58-3/8	148.3	40	101.6	19-7/8	50.6	5	12.7	1	40.9	303/299	137.7/135.9
DPAH-2H2C/OPAH-1H2C	58-3/8	148.3	26	66.0	19-7/8	50.6	5	12.7	2	40.9	303/299	137.7/135.9

Table Top Hot/Cold Units - All units 22-1/2" (57.2 cm) wide & 13-5/8" (34.7 cm) high

FREIGHT CLASS: 100

Model	Cold Pan Liner Dimensions								Hot Food Wells	Cube ft. Crated	Weight	
	Length		Length		Width		Depth				lbs.	kg
	in.	cm	in.	cm.	in.	cm	in.	cm				
TAH-1H2C	44-3/8	112.8	26	66.0	19-7/8	50.6	5	12.7	1	16.7	198	90.0
TAH-1H3C	58-3/8	148.3	40	101.6	19-7/8	50.6	5	12.7	1	21.4	252	114.6
TAH-2H2C	58-3/8	148.3	26	66.0	19-7/8	50.6	5	12.7	2	21.4	257	116.8

ELECTRICAL SPECIFICATIONS:

Model	120 Volt			208 Volt			240 Volt		
	Watts	Amps	NEMA	Watts	Amps	NEMA	Watts	Amps	NEMA
PAH-1H2C/TAH-1H2C	500	4.2	5-15	750	3.6	6-20	750	3.1	6-20
PAH-1H3C/TAH-1H3C	500	4.2	5-15	750	3.6	6-20	750	3.1	6-20
PAH-2H2C/TAH-2H2C	1000	8.3	5-15	1500	7.2	6-20	1500	6.2	6-20

DUKE MANUFACTURING CO.

2305 N. Broadway
St. Louis, MO 63102

800.735.3853 Toll Free
800.231.1130 In Missouri
314.231.5074 Fax
www.dukemfg.com



Specification subject to change

01/10
Printed in U.S.A
© 2010, Duke Manufacturing Co.