



Specifications

F.O.B Sedalia, Missouri 65301



DPAH-2-BC

OPTIONS:

- Incandescent bullet lights - BI
- Legs in lieu of casters

AGENCY LISTINGS:



DUKE MANUFACTURING CO.
 2305 N. Broadway
 St. Louis, MO 63102

800.735.3853 Toll Free
 314.231.5074 Fax
 www.dukemfg.com

Approval Stamp(s):

PRODUCT INFORMATION:

PROJECT: _____

ITEM: _____

QUANTITY: _____

MODEL:

EconoMate™ Buffet Units

Solid Top

- DPAH-2-BC** Portable Beef Cart Unit - Closed Base
- OPAH-2-BC** Portable Beef Cart Unit - Open Base
- TAH-2-BC** Table Top Beef Cart Unit

BODY:

- Heavy gauge paint grip steel
- Choice of (12) powder coat paint colors (must choose one)
 - #217105 - Bright White
 - #217103 - Natural Almond
 - #217150 - Orange Red
 - #217154 - Racing Red
 - #217107 - Hollyberry Red
 - #217120 - Sky Blue
 - #217127 - Fence Green
 - #217152 - Stone Gray
 - #217102 - Duke Silver
 - #217113 - Brown Kickplate
 - #217101 - Semi Gloss Black
 - #217125 - Textured Black
- Clear plexiglass canopy, with black powder coat steel brackets, powder coat steel ends to match body

TOP:

- Heavy gauge, 300 Series stainless steel top
- Carving board, removable au jus pan, meat spike
- Perforated stainless steel removable platform
- (2) aluminum spillage pans
- (2) insulated, 8" deep, heat compartments
- Infinite switch controls with exposed electric element

BASES:

- Choice of
 - Open base - O
 - Closed base - D
 - Table top - T
- 5" NSF listed black swivel casters, 2 with locks
- Six foot cord and plug

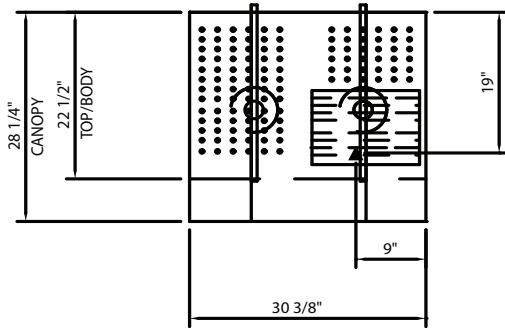
CANOPY:

- Clearly plexiglass food shield
- (2) bullet heat lamps - 250 watts each
- (2) stainless steel posts

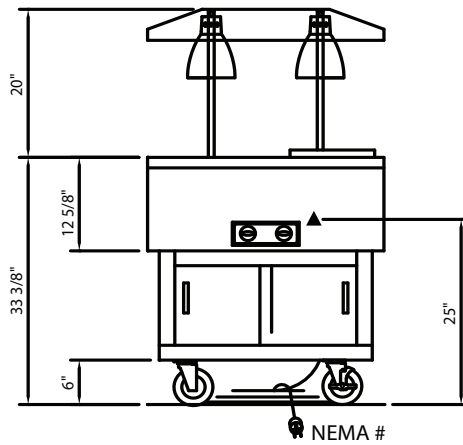
SHORT FORM SPECIFICATIONS:

Duke EconoMate Buffet Units - Solid Top Units. Beef Cart. Body shall be constructed of heavy gauge steel, painted in customer's choice of 12 powder coat paint finishes (see list above). Unit shall have a heavy gauge, 300 Series stainless steel top. Each unit includes easy-to-clean, clear Plexiglas canopy. Unit shall include carving board, removable au jus pan, and a spiked meat holder that swivels. A special perforated stainless steel platform shall cover the supplied aluminum spillage pan. Heat compartments with 12" x 20" top openings shall be insulated and have exposed electric elements controlled with infinite switch. Bases on all portable units shall be open or closed styles. Portable units shall be mounted on 5" NSF listed swivel casters, two with locks. When ordering storage bases, precede model number with "O" for Open Base or "D" for closed base with doors. Example: **OPAH-2-BC.**

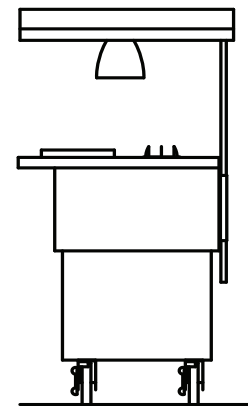
EconoMate®



TOP VIEW



FRONT VIEW



SIDE VIEW

MODEL:
EconoMate Buffet Units
Beef Cart

- DPAH-2-BC** Portable Beef Cart Unit - Closed Base
- OPAH-2-BC** Portable Beef Cart Unit - Open Base
- TAH-2-BC** Table Top Beef Cart Unit

LEGEND
▲ - ELECTRICAL CONNECTION
When ordering storage bases, precede model number with "O" for Open Base or "D" for closed base with doors. Example: OPAH-2-BC for open base unit.

DIMENSIONS:

FREIGHT CLASS: 100

Model	Length		Width		Height		Cube ft. Crated	Weight		Top Openings
	in.	cm	in.	cm	in.	cm		lbs.	kg	
DPAH-2-BC	30-3/8	77.2	22-1/2	57.2	33-3/8	84.8	23.1	285	129.6	2
OPAH-2-BC	30-3/8	77.2	22-1/2	57.2	33-3/8	84.8	23.1	289	131.4	2
TAH-2-BC	30-3/8	77.2	22-1/2	57.2	13-5/8	34.7	12.1	215	97.7	2

DIMENSIONS:

Model	120 Volt			208 Volt			240 Volt		
	watts	amps	NEMA	watts	amps	NEMA	watts	amps	NEMA
DPAH-2-BC	1500	12.5	5-15	2000	9.6	L14-30	2000	8.3	L14-30
OPAH-2-BC	1500	12.5	5-15	2000	9.6	L14-30	2000	8.3	L14-30
TAH-2-BC	1500	12.5	5-15	2000	9.6	L14-30	2000	8.3	L14-30

DUKE MANUFACTURING CO.
2305 N. Broadway
St. Louis, MO 63102



800.735.3853 Toll Free
800.231.1130 In Missouri
314.231.5074 Fax
www.dukemfg.com

Specification subject to change