



Specifications

F.O.B Sedalia, Missouri 65301



HB3CI

OPTIONS:

- 8" deep liner in lieu of 5" deep
- Internal locking device
- False bottom - **FB-**_____
- Hot food style top - HFST - _____
- Heritage laminated trayslides
- 1-color laminate on body/second color laminate on tray slide - **HBMODA1**
- Laminate finish other than standard eight (8) finishes - **HBMODA2**
- Enclosed storage - **HBMODB1**
- Intermediate Shelf - **HBMODB3**
- Designer food shields (**TS Series**)
- Glass display shelves (**98x Series**)
- Buffet shelves (**83x, 93x Series**)
- Serving shelves (**956-x, 956-460 - x Series**)
- Kickplates - **HBMODH1** (stainless) / **HBMODH2** (painted) / **HBMODH3** (laminiate to match body)
- End shelf
- Solid trayslides
- 3-bar trayslides
- Bread and cheese board - **HBMODJ1**
- Legs in lieu of casters

AGENCY LISTING:



DUKE MANUFACTURING CO.
2305 N. Broadway
St. Louis, MO 63102

800.735.3853 Toll Free
314.231.5074 Fax
www.dukemfg.com

Approval Stamp(s):

PRODUCT INFORMATION:

PROJECT: _____
 ITEM: _____
 QUANTITY: _____

MODEL:

Heritage Buffet
Cold Pan - Ice Cooled - 5" Deep

- **HB3CI** 46" length unit
- **HB4CI** 60" length unit
- **HB5CI** 74" length unit

TOP:

- Heavy gauge, 300 Series stainless steel
- Flanged down 2" on all four sides

BODY:

- Heavy gauge paint grip steel
- Laminate patters:
 - Beige Grafix - **HB-01**
 - Oxide - **HB-04**
 - Fallen Leaves - **HB-07**
 - Chestnut Burl - **HB-11**
 - Stellar - **HB-03**
 - Northern Oak - **HB-06**
 - Azul Granite- **HB-08**
 - Amber Maple - **HB-12**
- Stainless steel trim strips on corners
- Flanged and channeled edges for strength
- Welded together with reinforcements
- Mounted on NSF listed 5" diameter swivel casters, two with locks, all non-marking polyurethane tires

ICE PAN SECTION:

- 18 gauge, 300 Series stainless steel liner
- 1" cast brass drain and plug
- Insulated on all four sides and bottom
- 5" deep pan liner

SHORT FORM SPECIFICATIONS:

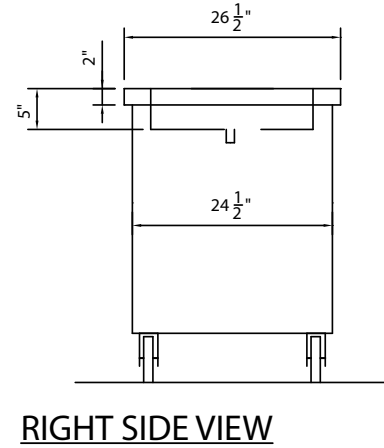
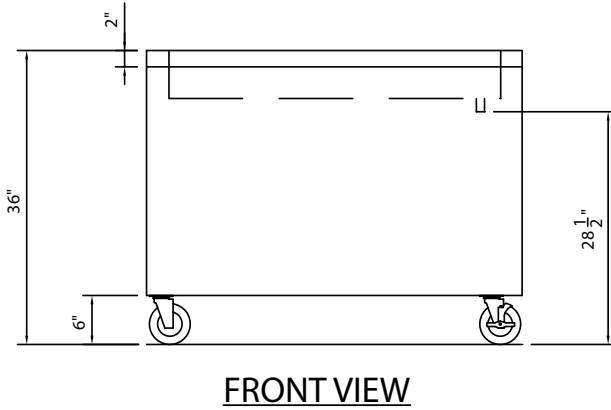
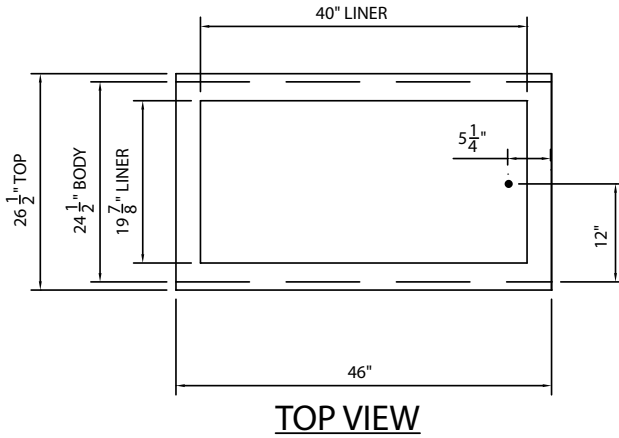
Duke Heritage Buffet - Cold Pans - Ice Cooled. Top shall be constructed of 16 gauge, 300 Series stainless steel, with top flanged down 2" on all four sides. Top flanged down into heavy gauge stainless steel ice pan, 5" or 8" deep. Liner to be insulated on all four sides and bottom with expanded polyurethane and equipped with 1" cast brass drain and plug. Body of units shall be heavy gauge paint grip steel with option of eight (8) laminate patterns. Stainless steel trim strips on corners of body panels. NSF listed casters, 5" diameter, polyurethane, swivel-type, two with locks, all non-marking tires, shall be furnished.

HERITAGE[®]

FROM **DUKE**

HERITAGE BUFFET COLD PANS - ICE COOLED-5" DEEP

- **HB3CI** 46" length unit
- **HB4CI** 60" length unit
- **HB5CI** 74" length unit



DIMENSIONS:

All Units 26-1/2 (67.3 cm) Wide & 36" (91.4 cm) Tall

FREIGHT CLASS: 150

Model	Length		Cold Pan Size						Cube ft. crated	Weight	
	in.	cm	L		W		D			lbs.	kg
			in.	cm	in.	cm	in.	cm			
HB3CI	46	116.8	40	101.6	19-7/8	50.6	5	12.7	36.0	360	163.6
HB4CI	60	152.4	54	137.2	19-7/8	50.6	5	12.7	45.7	480	218.2
HB5CI	74	188.0	68	172.7	19-7/8	50.6	5	12.7	55.4	600	272.7



DUKE MANUFACTURING CO.
2305 N. Broadway
St. Louis, MO 63102

800.735.3853 Toll Free
800.231.1130 In Missouri
314.231.5074 Fax
www.dukemfg.com

Specification subject to change