



Your Solutions Partner

Specifications

F.O.B St. Louis, Missouri 63102



335-3060 - 2-Drawer Table Shown with optional overhead rack and spice bins

OPTIONS:

- Cross bracing welded to table
- Casters, swivel, two w/locks, 5" diameter, rubber tires
- Casters, swivel, two w/locks, 5" diameter, polyurethane tires
- Overhead shelves, specify 14, 16 or 18 gauge - **1056**
- Spice bins - **201**
- Portable ingredient bin - **5027**
- 5"H maple riser - specify back only or sides and back
- Drawer, deluxe - **176** or **177**
- Tiers of drawers - **731** (S/S in & out), **732** (galv in S/S out)
- Cove corners, horizontally & vertically, maple top, 5"
 - HOZ-VER-HW-5**
- Cove corners, horizontally & vertically, maple top, 6"
 - HOZ-VER-HW-6**

AGENCY LISTING:



DUKE MANUFACTURING CO.
2305 N. Broadway
St. Louis, MO 63102

800.735.3853 Toll Free
314.231.1130 In Missouri
314.231.5074 Fax
www.dukemfg.com

Approval Stamp(s):

PRODUCT INFORMATION:

PROJECT: _____

ITEM: _____

QUANTITY: _____

MODEL:

Duke Worktables - Bakers Tables

- 335** 60"L - Maple top, 2 bins, 2 drawers
- 345** 60"L - Stainless steel top, 2 bins, 2 drawers
- 336** 72"L - Maple top, 2 bins, 3 drawers
- 346** 72"L - Stainless steel top, 2 bins, 3 drawers

TOP:

- S/S top: 14 gauge, 300 Series, edges flanged up 5" on back and both ends and down - 1-1/2" on operator's side
- S/S top: Reinforced w/heavy gauge galvanized hat channels, vinyl cushion for sound-deadening
- Maple top: 1-3/4" thick laminated edge-grained hard maple
- Maple top: 5" maple risers on back and both ends

LEGS:

- Galvanized steel leg sockets
- 1-5/8" diameter, S/S or galvanized tubular legs
- Adjustable stainless steel bullet feet

CROSS BRACING:

- 1-5/8" stainless steel or galvanized steel tubing
- 10" from floor
- Attached to legs with slotless, contour-head bolts

DRAWERS - #186:

- Die-drawn 15" x 20" x 5" deep
- Galvanized steel
- Mounted on nylon roller slides
- Facing of stainless steel with formed drawer pull

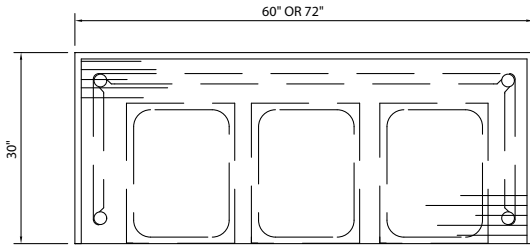
SHORT FORM SPECIFICATIONS:

Duke Worktables - Bakers Tables. Stainless top shall be constructed of 14 gauge, 300 Series stainless steel, with 5" riser on back and both ends and down 1-1/2" on operator's side. Underside to be reinforced with heavy gauge galvanized hat channels running full length of top with vinyl cushion between top and channels for sound-deadening. Maple top shall be constructed on 1-3/4" thick laminated edge-grained hard maple, having 5" maple risers on back and both ends. Legs to have heavy gauge galvanized leg sockets screwed securely to underside of maple top or welded to hat channels on stainless steel top and designed to provide maximum rigidity to 1-5/8" diameter, heavy gauge stainless steel tubular legs fitted with adjustable stainless bullet feet. Cross-bracing to be 1-5/8" stainless steel tubing formed to provide tight, sanitary contact with less at rear an sides. Bracing to be 10" from floor held to legs with slotless, contour-head bolts. Drawers to be die-drawn 15" x 20" x 5" deep galvanized, mounted on nylon roller slides. Each drawer to have facing of stainless steel formed to provide drawer pull. Two No. 5027 ingredient bins provided wit both 60: and 72" long tables. Shipped knocked down with instructions for quick, easy assembly.

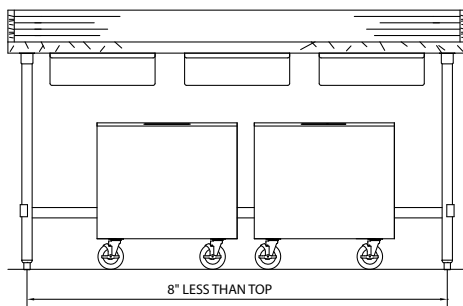
Aerohot®

DUKE WORKTABLES BAKERS TABLES

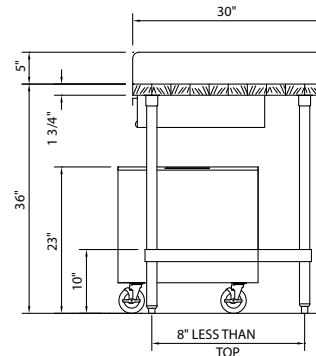
- 335** 60"L - Maple top, 2 bins, 2 drawers
- 345** 60"L - Stainless steel top, 2 bins, 2 drawers
- 336** 72"L - Maple top, 2 bins, 3 drawers
- 346** 72"L - Stainless steel top, 2 bins, 3 drawers



TOP VIEW



FRONT VIEW



SIDE VIEW

DIMENSIONS:

Freight Class: 70

Model	Length		Width		Height		Weight		Top	Cube ft. crated	Bins	Drawers
	in.	cm	in.	cm	in.	cm	lbs	kg				
335	60	152.4	30	76.2	36	91.4	278	126.4	Maple	49.4	2	2
345	60	152.4	30	76.2	36	91.4	249	113.2	S/S	49.4	2	2
336	72	182.9	30	76.2	36	91.4	355	161.4	Maple	59.0	2	2
346	72	182.9	30	76.2	36	91.4	321	145.9	S/S	59.0	2	3
Horizontally and vertically covered corners - Maple Top - 5' HOZ-VER-HW-5												
Horizontally and vertically covered corners - Maple Top - 6' HOZ-VER-HW-6												

INSTALLATION DATA:

Includes bins (No. 5027) and drawers.
Models 335 & 336 are Maple Top; Models 345 & 346 are Stainless Steel.



DUKE MANUFACTURING CO.

2305 N. Broadway
St. Louis, MO 63102

800.735.3853 Toll Free
800.231.1130 In Missouri
314.231.5074 Fax
www.dukemfg.com

Specification subject to change