

**HOBART**701 S Ridge Avenue, Troy, OH 45374  
1-888-4HOBART • www.hobartcorp.com**LEGACY®  
HL600 MIXER****HOBART****STANDARD FEATURES**

- Heavy-Duty 2.7 H.P. Motor
- Gear Transmission
- Four Fixed Speeds Plus Stir Speed
- Shift-on-the-Fly™ Controls
- Patented soft start Agitation Technology
- 50-Minute SmartTimer™
- Automatic Time Recall
- Large, Easy-To-Reach Controls
- Single Point Bowl Installation
- Ergonomic Swing-Out Bowl
- Power Bowl Lift
- #12 Taper Attachment Hub
- Open Base
- Stainless Steel Bowl Guard
- Metallic Gray Hybrid Powder Coat Finish

**ACCESSORY PACKAGES - featuring Hobart Quick Release™ Agitators**

- Deluxe Accessory Package Includes:**
  - 60 Quart Stainless Steel Bowl
  - 60 Quart "B" Beater
  - 60 Quart "D" Wire Whip
  - 60 Quart "ED" Dough Hook
  - 60 Quart Bowl Scraper
  - 60 Quart Bowl Truck
  - 60 Quart Ingredient Chute
- Standard Accessory Package Includes:**
  - 60 Quart Stainless Steel Bowl
  - 60 Quart "B" Beater
  - 60 Quart "D" Wire Whip
  - 60 Quart "ED" Dough Hook

**MODELS**

- HL600 – 60-Quart All Purpose Mixer
- HL600C – 60-Quart All Purpose Mixer with Maximum Security Correctional Package (not submitted for UL Listing)

Specifications, Details and Dimensions on Inside and Back.

**LEGACY® HL600 MIXER**

# LEGACY® HL600 MIXER



701 S Ridge Avenue, Troy, OH 45374  
1-888-4HOBART • www.hobartcorp.com

## SOLUTIONS/BENEFITS

### 2.7 H.P. Motor

Durability

- Heavy-duty to meet the most demanding operations

### Gear Transmission

Durability, Reliability

- Ensures consistent performance and minimum downtime under heavy loads

### Four Fixed Speeds plus Stir Speed

Flexibility, Reliability, Consistency

- For incorporating, blending, mixing ingredients
- Supports consistent results and thorough mixing

### Shift-on-the-Fly™ Controls

Flexibility

- Allows operator to change speeds while mixer is running

### Patented soft start Agitation Technology

Sanitation

- Each speed has a soft transition into a higher speed to reduce the chances of product splash-out

### 50-Minute SmartTimer™

Convenience, Ease of Use, Consistency

- Supports recipe mixing times
- Provides accurate results and eliminates overmixing

### Automatic Time Recall

Productivity, Consistency

- Remembers the last time set for each speed
- Great for multiple batches

### Ergonomic Swing-Out Bowl

Ease of Use, Convenience

- Easy loading and unloading of products
- Single Point Bowl Installation allows for simple mounting and removal of bowl
- Bowl Lock ensures mixer bowl is properly in place for mixer to operate

### Stainless Steel Bowl Guard

Protection

- Safety interlock prevents operation when front portion of guard is out of position

### Hobart Accessories

Durability, Flexibility, Simplicity

- Hobart Quick Release™ agitators allow for simple installation and removal from agitator shaft
- Hobart accessories are designed for long-term usage under heavy-duty conditions
- Large array of accessories provide multiple uses for recipe and product processing

## HL600 MIXER CAPACITY CHART

Recommended Maximum Capacities - dough capacities based on 70°F. water and 12% flour moisture.

PRODUCT	AGITATORS SUITABLE FOR OPERATION	HL600
CAPACITY OF BOWL (QTS. LIQUID)		60
Egg Whites	D	2 qts.
Mashed Potatoes	B & C	40 lbs.
Mayonnaise (Qts. of Oil)	B or C or D	18 qts.
Meringue (Qts. of Water)	D	1½ qts.
Waffle or Hot Cake Batter	B	24 qts.
Whipped Cream	D or C	12 qts.
Cake, Angel Food (8-10 oz. cake)	C or I	45
Cake, Box or Slab	B or C	50 lbs.
Cake, Cup	B or C	60 lbs.
Cake, Layer	B or C	60 lbs.
Cake, Pound	B	55 lbs.
Cake, Short (Sponge)	C or I	45 lbs.
Cake, Sponge	C or I	36 lbs.
Cookies, Sugar	B	40 lbs.
Dough, Bread or Roll (Lt.-Med.) 60% AR	§ ED	80 lbs.*
Dough, Heavy Bread 55% AR	§ ED	60 lbs.*
Dough Pie	B & P	50 lbs.
Dough, Thin Pizza 40% AR (max. mix time 5 min.)	§‡ ED	40 lbs.□
Dough, Med. Pizza 50% AR	§‡ ED	70 lbs.□
Dough, Thick Pizza 60% AR	§‡ ED	70 lbs.*
Dough, Raised Donut 65% AR	ED	30 lbs.†
Dough, Whole Wheat 70% AR	ED	70 lbs.
Eggs & Sugar for Sponge Cake	B & C or I	24 lbs.
Icing, Fondant	B	36 lbs.
Icing, Marshmallow	C or I	5 lbs.
Shortening & Sugar, Creamed	B	48 lbs.
Pasta, Basic Egg Noodle (max. mix time 5 min.)	ED	30 lbs.

NOTE: % AR (% Absorption Ratio) - Water weight divided by flour weight. Capacity depends on moisture content of dough. Above capacities based on 12% flour moisture at 70°F water temperature.

□ 1st Speed

\* 2nd Speed

† 3rd Speed

§ If high gluten flour is used, reduce above dough batch size by 10%.

‡ 2nd Speed should never be used on 50% AR or lower products.

**USE OF ICE REQUIRES A 10% REDUCTION IN BATCH SIZE.**

**1 gallon of water weighs 8.33 lbs.**

NOTE: Attachment hub should not be used while mixing.



701 S Ridge Avenue, Troy, OH 45374  
1-888-4HOBART • www.hobartcorp.com

# LEGACY® HL600 MIXER

## SPECIFICATIONS

### MOTOR:

2.7 H.P. high torque motor.

200-240/50/60/3/1	18.0 (1 Phase) Amps
	10.0 (3 Phase) Amps
380-460/50/60/3	6.5 Amps

### ELECTRICAL:

200-240/50/60/3/1, 380-460/50/60/3 – UL Listed.

### CONTROLS:

Magnetic contactor with thermal overload protection. Internally sealed “Start-Stop” and Power Bowl Lift push buttons. Reduced voltage pilot circuit transformer is supplied for 380-460/50/60/3 machines. A 50-minute SmartTimer™ is standard. SmartTimer™ includes **Automatic Time Recall**, which remembers the last time set for each speed.

### TRANSMISSION:

A rated 5.4 H.P. poly-V belt transfers power from motor to the input shaft then geared down to desired reduction with a constant gear mesh. Gears and shafts are heat-treated hardened alloy steel along with anti-friction ball bearings. Circulating oil and grease lubricants furnished to all gears and shafts.

### SPEEDS:

	Agitator (RPM)	Attachment (RPM)
Stir	36	71
First	71	138
Second	123	241
Third	206	401
Fourth	362	707

### BOWL GUARD:

Heavy-duty stainless steel wire front and solid stainless steel rear portion. Front portion of guard rotates easily to add ingredients and install or remove agitator. It detaches in seconds for cleaning in dishwasher or sink. Rear portion of guard can be quickly cleaned in position. Guard must be in closed position before mixer will operate. Bowl support interlock provides further protection.

### POWER BOWL LIFT:

Powered by an electric motor, the bowl may be raised or lowered by fingertip control through the conveniently located switch. Bowl will remain in position until switch is activated. **Stir-on-Lift Feature:** Allows the agitator to run in Stir Speed while the mixer bowl is being raised. Once the bowl is in the raised position, the mixer automatically shifts into the preselected speed.

### FINISH:

Metallic Gray Hybrid Powder Coat finish.

### FOOTPADS:

Neoprene footpads are standard.

### ATTACHMENT HUB:

Comes with front-mounted Hobart standard #12 taper attachment hub for use with #12 size attachments.

### ATTACHMENTS AND ACCESSORIES:

The following are available at extra cost:

- |                          |                         |
|--------------------------|-------------------------|
| Stainless Steel Bowl     | Bowl Splash Cover       |
| “B” Flat Beater          | Bowl Scraper            |
| “C” Wing Whip            | Bowl Truck              |
| “D” Wire Whip            | 40 Quart Accessories    |
| “ED” Dough Hook          | Ingredient Chute        |
| “P” Pastry Knife         | 9" Vegetable Slicer     |
| “I” Heavy Duty Wire Whip | Meat Chopper Attachment |
| Bowl Extension Ring      |                         |



Hobart Bowl Scraper

Hobart Ingredient Chute



Listed by Underwriters Laboratories Inc. and certified by NSF International.

# LEGACY® HL600 MIXER



701 S Ridge Avenue, Troy, OH 45374  
1-888-4HOBART • www.hobartcorp.com

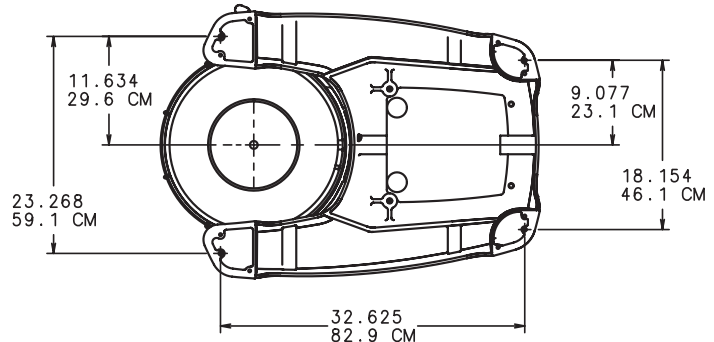
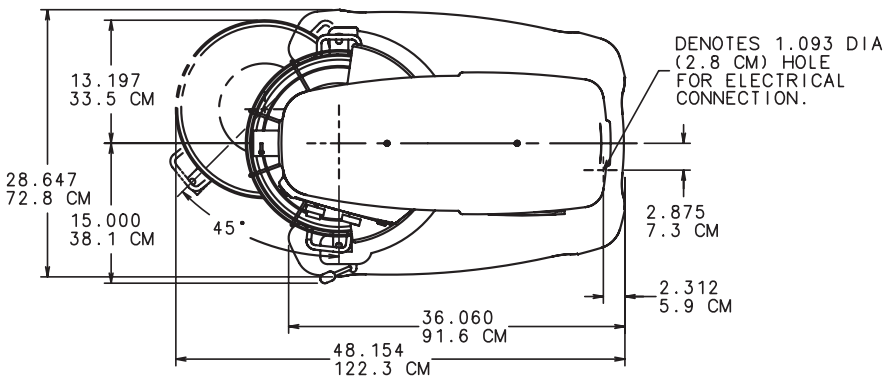
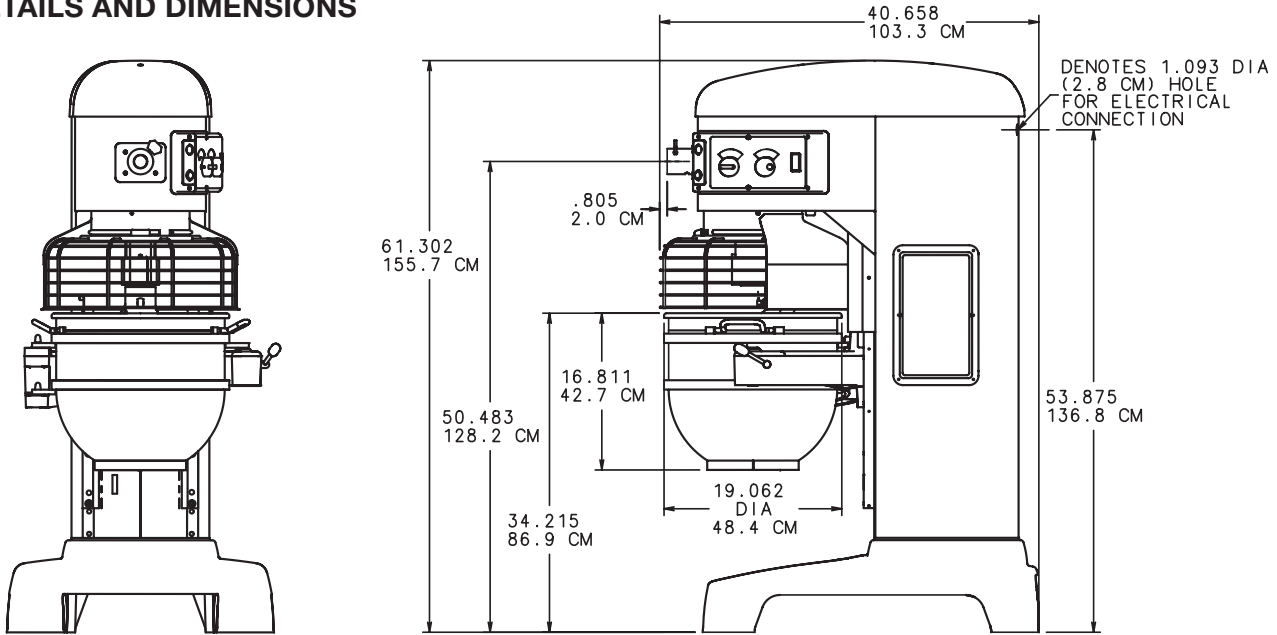
## SPECIFICATIONS

**ELECTRICAL SPECIFICATIONS:** 200-240/50/60/3/1,  
380-460/50/60/3 – UL Listed.

**WEIGHT:** 866 lbs. net; 916 lbs. domestic shipping.

**WARRANTY:** Unit has full one-year warranty on parts,  
labor and mileage against manufacturer's defects.  
Service contracts are available.

## DETAILS AND DIMENSIONS



## WARNING

ELECTRICAL AND GROUNDING CONNECTIONS  
MUST COMPLY WITH THE APPLICABLE  
PORTIONS OF THE NATIONAL ELECTRICAL  
CODE AND/OR OTHER LOCAL ELECTRICAL CODES.

STANDARD MODEL :

NET WT (BOWL INCLUDED) 905 LBS (411.4 KG).  
DOMESTIC SHIPPING WT (BOWL INCLUDED) 955 LBS (434.1 KG).  
BOWL WT 39 LBS (17.7 KG)-REF

As continued product improvement is a policy of Hobart, specifications are subject to change without notice.