

MODEL 1220-15-BC

Holding & Transport Cabinets



UL Listed to Canadian safety standards
Classified by UL to NSF Std. #4

Specifications

Wittco Model 1220-15-BC heated holding and transport cabinets with a narrow footprint designed specifically to hold 15 each 12" x 20" x 2 1/2" pans on fixed racking. Blower motor for gentle and even temperature distribution. Comes complete with a full perimeter bumper and 5" heavy duty casters (2 swivel with brakes and 2 rigid) and Dutch doors. Recessed control panel containing dual indicator light, thermometer, and full range thermostat for temperatures up to 190°F (88°C). Cabinet interior and exterior are both constructed out of 20 gauge stainless steel. Recessed side-mounted push/pull handles, magnetic action door latch, and full insulation; 1 1/2" in side walls and 2" in top. Integrated steel frame for maximum strength. Lifetime warranty on heating elements. Complete with top mounted cord, cord wrap, and plug: NEMA 5-15 for 120 volts and NEMA 6-15 for 208-240 volts. 120 volts, 1200 watts, 10 amps.

Standard Features

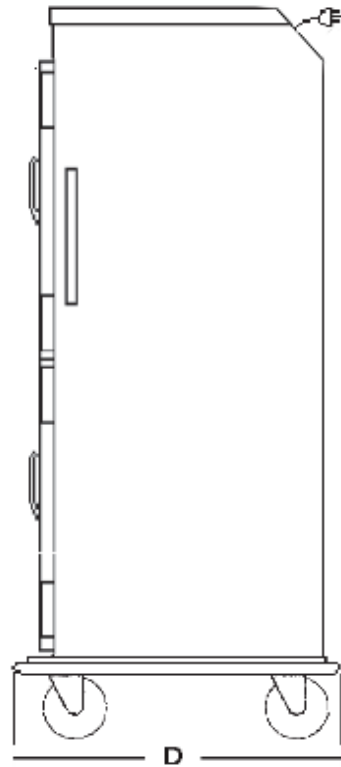
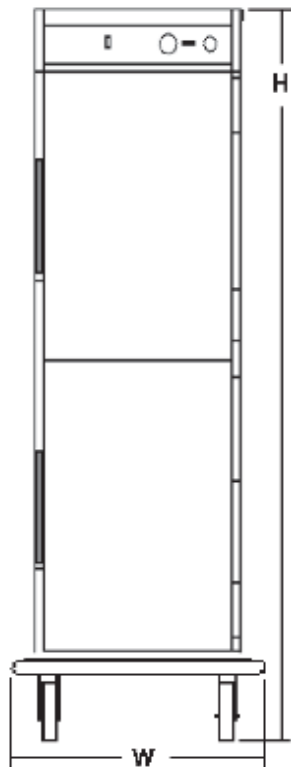
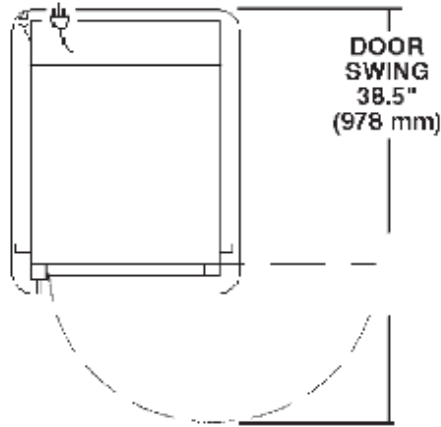
- Holding and Transport Capacity
Narrow footprint designed specifically to hold 15 each 12" x 20" x 2 1/2" pans on fixed racking
- Blower motor for gentle and even temperature distribution
- Full perimeter bumper
- 5" Heavy duty casters (2 swivel with brakes and 2 rigid)
- Recessed side mounted push/pull handles
- Dutch doors
- Recessed control panel
- Dual indicator lights
- Thermometer
- Full range thermostat for temperatures up to 190°F (88°C)
- Interior and exterior are both constructed out of 20 gauge stainless steel
- Fully insulated with 1 1/2" in side walls and 2" in top
- Integrated steel frame for maximum strength
- Magnetic action door latches
- Lifetime warranty on heating elements
- Top mounted cord
- Cord Wrap
- Complete with cord and plug: NEMA 5-15 for 120 volts and NEMA 6-15 for 208-240 volts
- 120 volts, 1200 watts, 10 amps

Options

- 208/240 volts
- Left hand hinged doors
- Humidity pan

Approved by: _____

Date: _____



Model No	Capacity 12 "x20 "x2½ "	High	Wide	Deep	Shipping Weight	Volts	Watts	Amps
1220-15-BC	15	60.5 " 1537mm	21 " 533mm	26.75 " 679mm	200# 91kg	120	1200	10

Note: In line with its policy to continually improve its products, Wittco Foodservice Equipment reserves the right to change materials and specifications without notice.

Wittco Foodservice Equipment 7737 N 81st Street Milwaukee, WI 53223 USA

414-354-3080 800-367-8413 FAX 414-354-2821