

SHARP®

Built To Meet Rugged Commercial Standards



Medium Duty Commercial Microwave Oven

QUALITY AND DEPENDABILITY THAT GO ABOVE AND BEYOND



R21LCFS



R21LVF, R21LTF

Perfect for Smaller Kitchens that Do Not Require Volume Cooking!

R21LCFS

- 1.0 cu. ft. and 1000 watts of power
- Dependable 6-minute electronic dial timer
- When the door is opened during cooking, the remaining time is canceled

R21LVF


- 1.0 cu. ft. and 1000 watts of power
- Touch controls provides 10 programmable memories
- Double quantity pad automatically provides optimum heating times for two portions for excellent results
- Express Defrost™ automatically divides total defrosting time into 3 stages with 3 power levels

R21LTF (includes features above)

- Touch controls provides 20 programmable memories
- 3-Stage Cooking
- Durable squeeze trigger handle on all Sharp Commercial Microwaves

TwinTouch™ Commercial Microwave Oven

THE FOOD SERVICE INDUSTRY'S FIRST DUAL CONTROL OVEN






RCD1200M, RCD1800M, RCD2200M

Industry Exclusive Dual Touch Controls Allows For Easy Operation Regardless of Placement!




- 0.75 cu. ft. and wattage: 1200w, 1800w, and 2200w
- Boosts both efficiency and productivity
- The TwinTouch™ design has the safety of workers in today's kitchen in mind
- High-quality stainless steel interior and exterior
- Easy to program manually for special needs or specific times
- Self-diagnostics, auto voltage sensor, and interior exhaust fan all help to improve the unit's lifespan
- Fits two (2) 1/3 pans side-by-side or one (1) 1/2 pan in either direction



MEDIUM DUTY MICROWAVE OVENS

Model Number:	R21LTF	R21LVF	R21LCFS
Oven Control:	Touch sensitive pads with Braille	Touch sensitive pads with Braille	Electronic Light Up Dial with Auto Cancel
Output Power (IEC):	1000W	1000W	1000W
Heater Power:	—	—	—
Cabinet and Oven Interior:	Stainless steel cabinet and interior	Stainless steel cabinet and interior	Stainless steel cabinet and interior
Special Features:	20 Memories, Double Quantity, Express Defrost™, 3-stages, Memory Check	10 Memories, Double Quantity, Express Defrost™, Memory Check	Heating Time Guide, 6-minute coded, Light Up Dial timer, Auto Cancel
Variable Power Levels SelectaPower™:	11	100% only	100% only
Cavity Dimensions: (W x H x D)	13 7/8" x 8 1/8" x 14 5/8" 1.0 cu. ft.	13 7/8" x 8 1/8" x 14 5/8" 1.0 cu. ft.	13 7/8" x 8 1/8" x 14 5/8" 1.0 cu. ft.
Outside Dimensions: (W x H x D)	20 1/2" x 12 1/8" x 16"	20 1/2" x 12 1/8" x 16"	20 1/2" x 12 1/8" x 16"
Weight: Net / Shipping	37 lbs / 44 lbs	37 lbs / 44 lbs	37 lbs / 44 lbs
AC Power Required:	120V, 60 Hz, 1.55kW, 14A	120V, 60 Hz, 1.55kW, 14A	120V, 60 Hz, 1.55kW, 14A
NEMA Receptacle:	5-15 R 	5-15 R 	5-15 R 
UPC:	074000616509	074000616486	074000620483

TWINTOUCH™

Model Number:	RCD2200M	RCD1800M	RCD1200M
Oven Control:	Dual control panels	Dual control panels	Dual control panels
Output Power (IEC):	2200W	1800W	1200W
Cabinet and Oven Interior:	Stainless steel	Stainless steel	Stainless steel
Special Features:	10 pre-programmed, 100 total Memories, Double/Triple Quantity, Express Defrost™, 4-stage programming, Auto Voltage Sensor	10 pre-programmed, 100 total Memories, Double/Triple Quantity, Express Defrost™, 4-stage programming, Auto Voltage Sensor	10 pre-programmed, 100 total Memories, Double/Triple Quantity, Express Defrost™, 4-stage programming, Auto Voltage Sensor
Variable Power Levels SelectaPower™:	11 (0-100%)	11 (0-100%)	11 (0-100%)
Cavity Dimensions: (W x H x D)	14" x 7 1/8" x 13"	14" x 7 1/8" x 13"	14" x 7 1/8" x 13"
Outside Dimensions: (W x H x D)	17 1/2" x 13 5/8" x 20 1/2"	17 1/2" x 13 5/8" x 20 1/2"	17 1/2" x 13 5/8" x 20 1/2"
Weight: Net / Shipping	70 lbs / 72 lbs	70 lbs / 72 lbs	65 lbs / 67 lbs
AC Power Required:	230/208V, 60 Hz, 3.2kW 14.0A @ 230V; 16.0A @ 208V	230/208V, 60 Hz, 2.7kW 12.3A @ 230V; 13.5A @ 208V	120V, 60 Hz, 1.9kW, 16.0A
NEMA Receptacle:	6-20R 	6-15R 	5-20R 
UPC:	074000617315	074000617308	074000617292

