



DINEX

INNOVATIVE QUIET RELIABLE **TRAY DELIVERY CARTS**

Delivering a hotel style atmosphere and supporting "H.U.S.H" initiatives without compromising style, durability and versatility. Dinex high quality meal delivery carts feature a heavy-duty design and come in a variety of configurations.



MEAL DELIVERY CART SOLUTIONS

More choices than any other company.

Only Dinex has a solution to fit all your needs when it comes to meal delivery carts. From TQ Supreme carts that enhance hospitality with its upscale aesthetic to our budget conscious TQ Economy collection, Dinex has **an option for every situation.**

Front of the House Hospitality



TQ Supreme

Bring more hospitality to your facility with a quiet cart that coordinates with your hospital decor and can be aesthetically customized to broadcast your brand

Quiet Heavy Duty



TQ Cart

The original quiet and heavy duty tray delivery cart

Light and Compact



TQ Economy


Light and compact meal delivery cart for facilities having limited storage space

Value Line Cart in Durable Stainless Steel

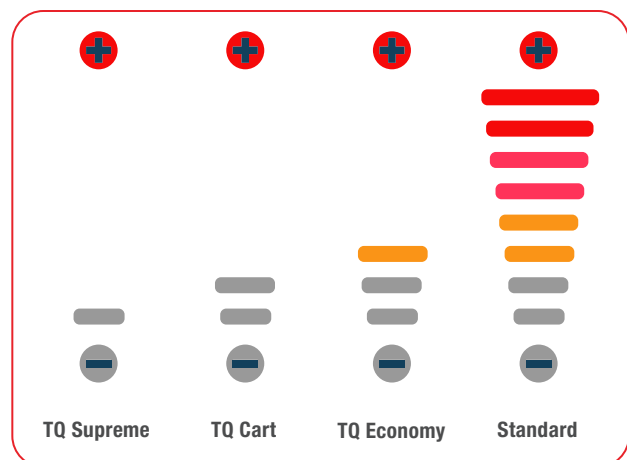


TVL

Economic stainless steel cart for meal delivery or tray retrieval



Loaded Food Cart Noise Levels



Combine these products with your meal delivery cart.



Cascata Carafe
page 168



Service Mats
page 171



Coldmaster
page 208



Trays & Traytop
page 26



TQ Supreme



TQ Cart



TQ Economy



TVL

Key Features

Quiet, Front-of-house customer experience, aesthetically customizable

Quiet, heavy duty welded stainless steel

Light, small foot print, Quiet

Stainless steel for the price of plastic

Noise Dampening

Noise Perception

Totally Quiet Supreme

Totally Quiet

Quiet Cart

Traditional Cart

Maneuverability

Push/Pull Effort

4 lbs

5 lbs

4 lbs

4 lbs

Handle Configuration

Vertical & Horizontal Push Handles

Vertical Push Handle

Optional Push Handle

No Push Handle

Dimensions

31.04" x 35.95" x 43.50"

31.64" x 36.21" x 39.79"

23.75" x 34.22" x 37.12"

27.72" x 38.12" x 34.83"

(1 door, 2 trays – 10 tray capacity)

Height Includes Top Rail

40.67" to Top Flat Surface

Durability

Frame Material

Stainless Steel & Aluminum

Stainless Steel

Stainless Steel

Stainless Steel

Panels

Replaceable

Fixed

Fixed

Fixed

Wrap Around Bumper

Standard

Optional

Optional

Standard

Door Catch

Magnetic Catch

Gravity Lock

Magnetic Catch

Drop Down Latch

Warranty

1 Year

1 Year

1 Year

1 Year

NSF Listed

Yes

Yes

Yes

Yes

(Carlisle FoodService Products)

Cleanability

Drain

Standard

Optional

Optional

Standard

Tray Rack

Stainless Steel, Adjustable & Removable

Stainless Steel, Adjustable & Removable

Stainless Steel, Fixed

Stainless Steel

Adjustable Tray Slides

Ergonomics

3-Sided Top Rail

Standard (Top is Secured for Accessories)

Optional

Optional

Optional

Brake

On Swivel Casters

On Swivel Casters

On Swivel Casters

On Swivel Casters

Casters

6"

6"

5"

5"

Tray Sizes

14" x 18", 15" x 20", 12" x 19" or 12" x 20"

12" x 19", 12" x 20", 12" x 22", 13" x 21", 14" x 18", 15" x 20" or 16" x 22"

14" x 18", 15" x 20", 12" x 19" or 12" x 20"

14" x 18", 15" x 20", 12" x 19" or 12" x 20"

Design & Aesthetics

Styling

Modern - Rounded

Traditional - Square

Traditional - Square

Traditional - Square

Customizable Aesthetic

Yes

No

No

No

Customizable Dimension

No

Yes

Yes

No



TQ SUPREME

Bring a hotel atmosphere and **enhance hospitality** with TQ Supreme; the **first tray delivery cart that is totally quiet, front-of-house looking and aesthetically customizable.**

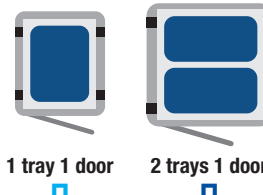
TQ SUPREME - Bring a Hotel Atmosphere and Enhance Hospitality

- Available in 1 tray 1 door version for 6 and 8 tray capacity as well as 2 trays 1 door version for 10, 12, 16, 20 tray capacity
- 10, 12, 16 tray capacity carts are also available in a pass thru version
- Replaceable stainless steel panels come standard; signature woodgrain panels are optional
- 4-sided top rail, full perimeter bumper, floor drain come standard
- Magnetic door lock to hold the door closed and open at 270°
- Contact your local Dinex sales representative for more details



Shown with Cherry Signature Woodgrain Option

Watch our video on the TQ Supreme at www.carlislefsp.com/videos.



Features



Quiet

Sound dampening design includes a magnetic door lock, Quiet Casters and many other noise-canceling features



Easy to Maneuver

Vertical and horizontal push handle



User Safety

Recessed vertical push handle for hand protection



Robust

Heavy-duty, stainless steel base construction surrounded by a full perimeter bumper



Easy To Clean

Removable tray rack for easy cleaning



Smart Design

Floor drain, full perimeter bumper and four-sided top rail come standard


Options & Accessories



Pass-thru option available in 10- and 12-tray capacity carts



Cold beverage & condiment carrier (see Coldmaster CoolCheck & Accessories chart on page 143 for a list of support products for carts)



Custom Panels

Build your Brand

Use TQ Supreme's customizable panels to promote your brand. Our colorful, animal or aquarium themes create a fun atmosphere for pediatric environments.



Design your own cart with Dinex web builder at www.carlislefsp.com/tq-cart-wizard. The customization options are endless.



Personalize the Cart with Your Logo and Graphics

Prod No	Description	L x D x H	Pack
TQ Supreme – With Standard Stainless Steel Panels			
DXSU1T1D6	TQ Supreme – 1 Tray 1 Door - 6	26" x 25.54" x 48.42"	1 ea
DXSU1T1D8	TQ Supreme – 1 Tray 1 Door - 8	26" x 25.54" x 58.92"	1 ea
DXSU2T1D10	TQ Supreme – 2 Trays 1 Door - 10	31.04" x 35.95" x 43.40"	1 ea
DXSU2T1D12	TQ Supreme – 2 Trays 1 Door - 12	31.04" x 35.95" x 48.65"	1 ea
DXSU2T1D16	TQ Supreme – 2 Trays 1 Door - 16	31.04" x 35.95" x 58.96"	1 ea
DXSU2T1D20	TQ Supreme – 2 Trays 1 Door - 20	31.04" x 35.95" x 64.46"	1 ea
DXSU2T1DPT10	TQ Supreme – 2 Trays 1 Door - 10 - Pass Through	31.04" x 35.95" x 43.40"	1 ea
DXSU2T1DPT12	TQ Supreme – 2 Trays 1 Door - 12 - Pass Through	31.04" x 35.95" x 48.65"	1 ea
DXSU2T1DPT16	TQ Supreme – 2 Trays 1 Door - 16 - Pass Through		
Signature Panel Options			
DXSUSMA†	Maple Signature Panels - Single Door, Two Trays per Slide	—	1 ea
DXSUSCH†	Cherry Signature Panels - Single Door, Two Trays per Slide	—	1 ea
DXSUSOA†	Oak Signature Panels - Single Door, Two Trays per Slide	—	1 ea
DXSUSIGNLOGO	Signature Logo (4 Logos Per Set)	—	—
DXSUSIGNCUSTOM	Signature Custom Panels	—	—
DXSUSIGNPEDIAT	Signature Panels Pediatrics Without Logo	—	—
Other Options			
DXSUPQC48	TQ Supreme - 8" Quiet Caster Upgrade	—	1 ea
DXSUPSDL	TQ Supreme - Transport Latch	—	—
Prod No	Description	Color	Pack
Coldmaster CoolCheck & Accessories			
DXCM1100C14	6" Deep Full-Size Food Pan	02	1 ea
DXCM1125	Full-Size Lid	07	2 ea
DXCM1101C14	6" Deep Half-Size Food Pan	02	1 ea
DXCM1126	Half-Size Lid	07	2 ea
10601	12" x 18" Service Mat – Black	03	6 ea
Prod No	Description	L x D x H	Pack
Dome Condiment Center			
BD4003**	Dome Condiment Center (3) 2 qt. 2 handles	22" x 7.5" x 8.5"	1 ea
BD4004**	Dome Condiment Center (4) 3 pt. deep trays 2 handles	22" x 7.5" x 8.5"	1 ea

Dinex by CFS Brands NSF Listed products are designated with a and may be prefixed with an N

*Includes the height of the four-sided top rail

**Must be ordered separately

†For Signature Panel option please add 6, 8, 10, 10PT, 12, 12PT, 16 or 20 at the end of the signature panel item number based on the cart capacity needed



TRAY DELIVERY CARTS

Quiet, heavy duty welded stainless steel cart for demanding meal delivery and improved patient satisfaction.

TQ cart is available in many different versions for a delivery of 6 to 36 trays.

- Sound dampening design
- All stainless steel construction
- Features heat release vented side panels
- Corner bumpers and vertical push handles are standard
- Gravity locking doors with door stop
- Removable tray racks



**Product Specifications
Can Be Customized**

Shown with
DXCM1100C1402
Coldmaster CoolCheck



Dinex added noise reduction
in the following areas:



Interchangeable Rack System

Adjustable to accommodate different size trays.



Removable Tray Slides

Light weight and easy to remove for cleaning.



Rails & Ladders

Rails and ladders are locked in tight so they don't move while rolling.

Watch our video on the TQ Cart at
www.carlislefsp.com/videos.

Additional Options:



Floor Drain



Wrap Around Bumpers

Protect surfaces and keep your cart looking newer longer.



DXPTQ1T1D6
Shown with optional Top Rail



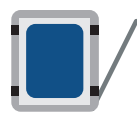
DXPTQ2T2D20
Pass Thru Model



1 tray 1 door



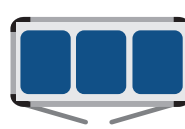
2 trays 1 door



1 tray 1 side door



1 tray 2 doors



3 trays 2 doors



2 trays 2 doors



Prod No	Description	L x D x H	Pack
---------	-------------	-----------	------

TQ Quiet Carts Single Door Tray Delivery Carts With One Tray Per Slide
Casters: Four - 6" (2 rigid, 2 swivel w/Tech lock brakes)

DXPTQ1T1D6	6 Tray Cart, Single Door, One Tray per Slide	25.64" x 27.58" x 45.06" / 65.1 x 70.1 x 114.5 cm	1 ea
DXPTQ1T1D8	8 Tray Cart, Single Door, One Tray per Slide	25.64" x 27.58" x 55.80" / 65.1 x 70.1 x 141.7 cm	1 ea

TQ Quiet Carts Single Side Door Tray Delivery Cart with One Tray Per Slide
4.75" Tray Spacing Only Fits 14" x 18" and 15" x 20" Trays, 3-Sided Top Rail is Standard

DXTQ1T1DS9CC	9 tray cart, single side door, one tray per slide	23.15" x 29.64" x 56.41" / 58.8 x 75.28 x 143.28 cm	1 ea
--------------	---	---	------

TQ Quiet Carts Single Door Tray Delivery Carts With Two Trays Per Slide
Casters: Four - 6" (2 rigid, 2 swivel w/Tech lock brakes)

DXPTQ2T1D10	10 Tray Cart, Single Door, Two Trays per Slide	31.64" x 36.21" x 39.79" / 80.4 x 92 x 101.1 cm	1 ea
DXTQ2T1DPT10	10 Tray Cart, Single Door, Two Trays per Slide, Pass Thru	31.64" x 36.21" x 39.79" / 80.4 x 92 x 101.1 cm	1 ea
DXPTQ2T1D12	12 Tray Cart, Single Door, Two Trays per Slide	31.64" x 36.21" x 50.55" / 80.4 x 92 x 128.4 cm	1 ea
DXTQ2T1DPT12	12 Tray Cart, Single Door, Two Trays per Slide, Pass Thru	31.64" x 36.21" x 50.55" / 80.4 x 92 x 128.4 cm	1 ea
DXPTQ2T1D14	14 Tray Cart, Single Door, Two Trays per Slide	31.64" x 36.21" x 50.55" / 80.4 x 92 x 128.4 cm	1 ea
DXTQ2T1DPT14	14 Tray Cart, Single Door, Two Trays per Slide, Pass Thru	31.64" x 36.21" x 50.55" / 80.4 x 92 x 128.4 cm	1 ea
DXPTQ2T1D16	16 Tray Cart, Single Door, Two Trays per Slide	31.64" x 36.21" x 55.32" / 80.4 x 92 x 140.5 cm	1 ea
DXTQ2T1DPT16	16 Tray Cart, Single Door, Two Trays per Slide, Pass Thru	31.64" x 36.21" x 55.32" / 80.4 x 92 x 140.5 cm	1 ea
DXPTQ2T1D18	18 Tray Cart, Single Door, Two Trays per Slide	31.64" x 36.21" x 66.30" / 80.4 x 92 x 168.4 cm	1 ea
DXTQ2T1DPT18	18 Tray Cart, Single Door, Two Trays per Slide, Pass Thru	31.64" x 36.21" x 66.30" / 80.4 x 92 x 168.4 cm	1 ea
DXPTQ2T1D20	20 Tray Cart, Single Door, Two Trays per Slide	31.64" x 36.21" x 66.30" / 80.4 x 92 x 168.4 cm	1 ea
DXTQ2T1DPT20	20 Tray Cart, Single Door, Two Trays per Slide, Pass Thru	31.64" x 36.21" x 66.30" / 80.4 x 92 x 168.4 cm	1 ea



DOUBLE DOOR TQ CARTS



Product Specifications
Can Be Customized



DXPTQ1T2D16



DXPTQ2T2D24

Shown with optional top rail and
optional 6 wheel configuration

For a complete list of optional cart upgrades,
see page 147. All upgrades must be
ordered at the same time as the cart.

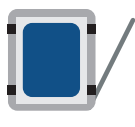
Prod No	Description	L x D x H	Pack
TQ Quiet Carts (Double Door Tray Delivery Carts With One Tray Per Slide)			
Casters: Four - 6" (2 rigid, 2 swivel w/Tech lock brakes)			
DXPTQ1T2D10	10 Tray Cart, Double Door, One Tray per Slide	44.14" x 27.58" x 45.06" / 112.1 x 70.1 x 114.5 cm	1 ea
DXPTQ1T2D12	12 Tray Cart, Double Door, One Tray per Slide	44.14" x 27.58" x 45.06" / 112.1 x 70.1 x 114.5 cm	1 ea
DXPTQ1T2D14	14 Tray Cart, Double Door, One Tray per Slide	44.14" x 27.58" x 55.80" / 112.1 x 70.1 x 141.7 cm	1 ea
DXPTQ1T2D16	16 Tray Cart, Double Door, One Tray per Slide	44.14" x 27.58" x 55.80" / 112.1 x 70.1 x 141.7 cm	1 ea
DXPTQ1T2D18	18 Tray Cart, Double Door, One Tray per Slide	44.14" x 27.58" x 66.30" / 112.1 x 70.1 x 168.4 cm	1 ea
DXPTQ1T2D20	20 Tray Cart, Double Door, One Tray per Slide	44.14" x 27.58" x 66.30" / 112.1 x 70.1 x 168.4 cm	1 ea
TQ Quiet Carts (Three Bay - Double Door Tray Delivery Carts With One Tray Per Slide)			
Casters: Six - 6" (2 swivel, 2 rigid, 2 swivel w/Tech lock brakes)			
DXPTQ1T2D3C21	21 Tray Cart, Double Door, One Tray per Slide, Three Bay	62.83" x 27.58" x 55.80" / 159.6 x 70.1 x 141.7 cm	1 ea
DXPTQ1T2D3C24	24 Tray Cart, Double Door, One Tray per Slide, Three Bay	62.83" x 27.58" x 55.80" / 159.6 x 70.1 x 141.7 cm	1 ea
DXPTQ1T2D3C27	27 Tray Cart, Double Door, One Tray per Slide, Three Bay	62.83" x 27.58" x 66.30" / 159.6 x 70.1 x 168.4 cm	1 ea
DXPTQ1T2D3C30	30 Tray Cart, Double Door, One Tray per Slide, Three Bay	62.83" x 27.58" x 66.30" / 159.6 x 70.1 x 168.4 cm	1 ea
TQ Quiet Carts (Double Door Tray Delivery Carts With Two Trays Per Slide)			
Casters: Four - 6" (2 swivel, 2 swivel w/Tech lock brakes)			
DXPTQ2T2D20	20 Tray Cart, Double Door, Two Trays per Slide	56.14" x 36.26" x 39.79" / 142.6 x 92.1 x 101.1 cm	1 ea
DXTQ2T2DPT20	20 Tray Cart, Double Door, Two Trays per Slide, Pass Thru	56.14" x 36.26" x 39.79" / 142.6 x 92.1 x 101.1 cm	1 ea
DXPTQ2T2D24	24 Tray Cart, Double Door, Two Trays per Slide	56.14" x 36.26" x 50.55" / 142.6 x 92.1 x 128.4 cm	1 ea
DXTQ2T2DPT24	24 Tray Cart, Double Door, Two Trays per Slide, Pass Thru	56.14" x 36.26" x 50.55" / 142.6 x 92.1 x 128.4 cm	1 ea
DXPTQ2T2D28	28 Tray Cart, Double Door, Two Trays per Slide	56.14" x 36.26" x 50.55" / 142.6 x 92.1 x 128.4 cm	1 ea
DXTQ2T2DPT28	28 Tray Cart, Double Door, Two Trays per Slide, Pass Thru	56.14" x 36.26" x 50.55" / 142.6 x 92.1 x 128.4 cm	1 ea
DXPTQ2T2D32	32 Tray Cart, Double Door, Two Trays per Slide	56.14" x 36.26" x 61.05" / 142.6 x 92.1 x 155.1 cm	1 ea
DXTQ2T2DPT32	32 Tray Cart, Double Door, Two Trays per Slide, Pass Thru	56.14" x 36.26" x 61.05" / 142.6 x 92.1 x 155.1 cm	1 ea
DXPTQ2T2D36	36 Tray Cart, Double Door, Two Trays per Slide	56.14" x 36.26" x 61.05" / 142.6 x 92.1 x 155.1 cm	1 ea
DXTQ2T2DPT36	36 Tray Cart, Double Door, Two Trays per Slide, Pass Thru	56.14" x 36.26" x 61.05" / 142.6 x 92.1 x 155.1 cm	1 ea



1 tray 1 door



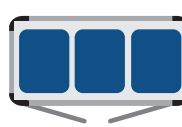
2 trays 1 door



1 tray 1 side door



1 tray 2 doors



3 trays 2 doors









2 trays 2 doors

TQ QUIET CC VERSION

TQ Quiet CC version has been designed to accommodate 15 x 20 and 14 x 18 tray sizes only. The cart is more compact than a regular TQ cart and also shorter because it features a tray spacing of 4.75"



Prod No	Description	L x D x H	Pack
TQ Cart CC Version – 4.75" Tray Spacing, Accommodates 14" x 18", 15" x 20"			
Casters: Four - 6"			
DXTQ2T1D10CC 	10 Tray Cart, Single Door, Two Trays per Slide	35.07" x 29.64" x 37.35" / 89.1 x 75.3 x 94.9 cm	1 ea
DXTQ2T1D16CC 	16 Tray Cart, Single Door, Two Trays per Slide	35.07" x 29.64" x 51.6" / 89.1 x 75.3 x 131.1 cm	1 ea
DXTQ2T1D20CC 	20 Tray Cart, Single Door, Two Trays per Slide	35.07" x 29.64" x 61.1" / 89.1 x 75.3 x 156.5 cm	1 ea
TQ Cart CC Version – 4.75" Tray Spacing, Accommodates 14" x 18", 15" x 20"			
Casters: Four - 6"			
DXTQ2T2D24CC 	28 Tray Cart, Double Door, Two Trays per Slide	53.14" x 35.09" x 42.18" / 135 x 89.1 x 107.1 cm	1 ea
DXTQ2T2D28CC 	28 Tray Cart, Double Door, Two Trays per Slide	53.14" x 35.09" x 46.93" / 135 x 89.1 x 119.2 cm	1 ea
DXTQ2T2D32CC 	36 Tray Cart, Double Door, Two Trays per Slide	53.14" x 35.09" x 51.68" / 135 x 89.1 x 131.3 cm	1 ea

TQ Quiet Cart Options

- Top rail, 3 sided
- Top rail, 4 sided
- Wrap around bumper
- Floor drain (one drain per door)
- Transport latch
- Menu holder

TQ Quiet Cart Caster Upgrade Packages

- 8" Performa caster upgrade (set of 4)
- 8" Performa caster upgrade for all TQ1T2D3C (set of 6)
- 6" Performa, 5th wheel center
- 8" Performa, 5th wheel center
- 6" Performa, 5th wheel ahead
- 8" Performa, 5th wheel ahead
- 6" Performa caster upgrade (set of 6)
- 8" Performa caster upgrade (set of 6)

All upgrades must be ordered at the same time as the cart.

Product No	Description
Top Rails	
DXTQTOPR32T1D	Top Rail, Three Sides for all TQ2T1D Carts
DXTQTOPR32T2D	Top Rail, Three Sides for all TQ2T2D Carts
DXTQTOPR31T1D	Top rail, Three Sides for all 1T1D Carts
DXTQTOPR31T2D	Top Rail, Three Sides for all TQ2T1D Carts
DXTQTOPR31T2D3C	Top Rail, Three Sides for all TQ1T2D3C Carts
DXTQTOPR42T1D	Top Rail, Four Sides for all TQ2T1D Carts
DXTQTOPR42T2D	Top Rail, Four Sides for all TQ2T2D Carts
DXTQTOPR41T1D	Top Rail, Four Sides for all TQ1T1D
DXTQTOPR41T2D	Top Rail, Four Sides for all TQ1T2D Carts
DXTQTOPR41T2D3C	Top Rail, Four Sides for all TQ1T2D3C Carts
Accessories	
DXTQWB2T1D	Wrap-Around Bumper for all TQ2T1D Carts
DXTQWB2T2D	Wrap-Around Bumper for all TQ2T2D Carts
DXTQWB1T1D	Wrap-Around Bumper for all TQ1T1D Carts
DXTQWB1T2D	Wrap-Around Bumper for all TQ1T2D Carts
DXTQWB1T2D3C	Wrap-Around Bumper for all TQ1T2D3C Carts
DXTSWALLSAVER	Wallsaver Bumper for TQ Carts (Set of 4)
DXTSTOW	TQ Cart Tow Hitch Assembly 16095-2833/2834
DXTSDRAIN	Floor Drain Assembly (one drain per door)
DXTSLATCH	Transport Latch
DXTSMENU	Menu Holder
Caster Package Upgrades	
DXTSBP66	6" Performa (set of 6)
DXTSPFMA84	8" Performa Upgrade (set of 4)
DXTSBP68	8" Performa (set of 6)
DXTSPFMA86	8" Performa Upgrade (set of 6) - 3C Carts
DXTSBP5CNT6	6" Performa, 5th Wheel Center
DXTSBP5CNT8	8" Performa, 5th Wheel Center
DXTSBP5FRT6	6" Performa, 5th Wheel Ahead
DXTSBP5FRT8	8" Performa, 5th Wheel Ahead
DXTQCAST64S	6" (4) Swivel Casters (2) with Brakes
DXTQCAST84S	8" (4) Swivel Casters (2) with Brakes
DXTQCAST84P	8" Pneumatic Wheels (2) Fixed (2) Swivel with Brakes

Note: 8" Casters not available on DXPTQ1T1D6 and DXPTQ1T1D8 Models



TRAY DELIVERY CARTS

Light, compact and cost-efficient solution for traditional meal delivery and tray retrieval

TQ Economy Tray Delivery Carts

The TQ Economy delivery carts are designed for transport of patient meals to decentralized locations. The all stainless cart features fixed tray slides, 5-1/4" tray spacing that accommodates two each 14" x 18", 15" x 20" trays per slide and Dinetex Room Service Tray DX1089RS152003.

Standard Features

- All stainless steel
- Magnetic pull type door handle
- Drop latch
- Small footprint
- Plate-type 5" casters, 2 with brakes
- NSF Listed

Options

- Wrap around bumper
- Corner bumpers
- Floor drains, one per door
- Push handle (available on single door units only)
- Top rails



All upgrades must be ordered at the same time as the cart.



DXPICT16



**Product Specifications
Can Be Customized**



DXPICT322D



DXPICT10

Shown with optional Top Rails



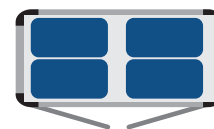
1 tray 1 door



2 trays 1 door


























1 tray 1 side door



2 trays 2 doors



TQ Economy Tray Delivery Carts

Prod No	Description	Capacity	L x D x H	Pack
1 Tray, 1 Door Version				
TRAY SIZES: 14" x 18", 13" x 21", 15" x 20" and Dinex Room Service Tray				
DXPICT6S 	Room Service Cart, Enclosed	6	19.25" x 24.5" x 42.63" / 48.9 x 62.2 x 108.3 cm	1 ea
DXPICT7S 	Room Service Cart, Enclosed	7	19.25" x 24.5" x 48.25" / 48.9 x 62.2 x 122.5 cm	1 ea
DXPICT8S 	Room Service Cart, Enclosed	8	19.25" x 24.5" x 53.88" / 48.9 x 62.2 x 136.8 cm	1 ea
DXPICT10S 	Room Service Cart, Enclosed	10	19.25" x 24.5" x 65.13" / 48.9 x 62.2 x 165.4 cm	1 ea
1 Tray, 1 Side Door Version				
TRAY SIZES: 14" x 18", 15" x 20", Tray Spacing 4.75" and 3-Sided Top Rail is Standard				
DXICT1T1DS9CC 	Room Service Cart, Enclosed with Side Door	9	21.72 x 23.75 x 52.98" / 55.2 x 60.3 x 134.6 cm	1 ea
2 Tray, 1 Door Version				
TRAY SIZES: 14" x 18", 15" x 20" and Dinex Room Service Tray				
DXPICT10 	Tray Cart, Enclosed	10	23.75" x 34.25" x 37.13" / 60.3 x 87 x 94.3 cm	1 ea
DXPICTPT10 	Tray Cart, Enclosed, Pass Thru	10	23.75" x 34.25" x 37.13" / 60.3 x 87 x 94.3 cm	1 ea
DXPICT12 	Tray Cart, Enclosed	12	23.75" x 34.25" x 42.75" / 60.3 x 87 x 108.6 cm	1 ea
DXPICTPT12 	Tray Cart, Enclosed, Pass Thru	12	23.75" x 34.25" x 42.75" / 60.3 x 87 x 108.6 cm	1 ea
DXPICT16 	Tray Cart, Enclosed	16	23.75" x 34.25" x 54" / 60.3 x 87.0 x 137.2 cm	1 ea
DXPICTPT16 	Tray Cart, Enclosed, Pass Thru	16	23.75" x 34.25" x 54" / 60.3 x 87.0 x 137.2 cm	1 ea
DXPICT20 	Tray Cart, Enclosed	20	23.75" x 34.25" x 65.25" / 60.3 x 87.0 x 165.7 cm	1 ea
DXPICTPT20 	Tray Cart, Enclosed, Pass Thru	20	23.75" x 34.25" x 65.25" / 60.3 x 87.0 x 165.7 cm	1 ea
DXPICT24 	Tray Cart, Enclosed	24	23.75" x 34.25" x 76.5" / 60.3 x 87.0 x 194.3 cm	1 ea
DXPICTPT24 	Tray Cart, Enclosed, Pass Thru	24	23.75" x 34.25" x 76.5" / 60.3 x 87.0 x 194.3 cm	1 ea
2 Tray, 2 Door Version				
TRAY SIZES: 14" x 18", 15" x 20" and Dinex Room Service Tray				
DXPICT202D 	Tray Cart, Enclosed, 2 door	20	46.34" x 34.22" x 37.15" / 117.7 x 86.9 x 94.4 cm	1 ea
DXPICTPT202D 	Tray Cart, Enclosed, 2 door, Pass Thru	20	46.34" x 34.22" x 37.15" / 117.7 x 86.9 x 94.4 cm	1 ea
DXPICT242D 	Tray Cart, Enclosed, 2 door	24	46.34" x 34.22" x 42.75" / 117.7 x 86.9 x 108.7 cm	1 ea
DXPICTPT242D 	Tray Cart, Enclosed, 2 door, Pass Thru	24	46.34" x 34.22" x 42.75" / 117.7 x 86.9 x 108.7 cm	1 ea
DXPICT282D 	Tray Cart, Enclosed, 2 door	28	46.34" x 34.22" x 48.4" / 117.7 x 86.9 x 122.9 cm	1 ea
DXPICTPT282D 	Tray Cart, Enclosed, 2 door, Pass Thru	28	46.34" x 34.22" x 48.4" / 117.7 x 86.9 x 122.9 cm	1 ea
DXPICT322D 	Tray Cart, Enclosed, 2 door	32	46.34" x 34.22" x 54.03" / 117.7 x 86.9 x 137.2 cm	1 ea
DXPICTPT322D 	Tray Cart, Enclosed, 2 door, Pass Thru	32	46.34" x 34.22" x 54.03" / 117.7 x 86.9 x 137.2 cm	1 ea

TQ Economy Tray Cart Options

Prod No	Description	Capacity
Top Rails		
DXICTTR1	Top Rail, One Side for TQ Economy Carts	For 10 to 16 capacity carts
DXICTTR2	Top Rail, Two Sides for TQ Economy Carts	For 10 to 16 capacity carts
DXICTTR3	Top Rail, Three Sides for TQ Economy Carts	For 10 to 16 capacity carts
DXICTTR4	Top Rail, Four Side for TQ Economy Carts	For 10 to 16 capacity carts
DXICT2DTR3	Top Rail, Three Sides for TQ Economy Carts	For 20 to 32 capacity carts
DXICT3DTR4	Top Rail, Four Sides for TQ Economy Carts	For 20 to 32 capacity carts
Accessories		
DXICTWB	Wrap-Around Bumpers for TQ Economy Carts	—
DXICTCB	Corner bumpers for TQ Economy Carts	—
DXICTCC	Carafe Caddy for TQ Economy Carts	For all capacity carts
DXICTDRAIN	Drain Assembly for TQ Economy Carts - One Per Door	—
DXICTPH	Push Hhandle for TQ Economy Carts	For 16, 20 and 24 capacity carts
DXICTTOW	Tow Hitch for TQ Economy Carts	—
Caster Upgrade Packages		
DXICTCAST6	6" Caster Upgrade for ICT Carts	—
DXICTCAST8	8" Caster Upgrade for ICT Carts	—
DXICTCAST54S	5" (4) Swivel Casters (2) with Brakes	—
DXICTCAST64S	6" (4) Swivel Casters (2) with Brakes	—
DXICTCAST84P	8" Pneumatic Caster (2) Fixed Casters (2) Swivel with Brake	—

Dinex by CFS Brands NSF Listed products are designated with a  and may be prefixed with an N



TRAY DELIVERY CARTS

Specialty Tray Delivery Cart - Accommodates Special Tray Sizes

The Specialty Tray Delivery Cart is designed for transporting meals or tray retrieval. Often bundled with Thermal-Aire carts and Meals On Command carts as a soiled tray pick-up solution, the tray delivery cart features fixed tray slides with 5-1/4" spacing and accommodates 2 trays/slide. This cart will accommodate 13"x 21" Retherm trays as well as the Architectural Plastics BA5B Room Service Tray.



**Product Specifications
Can Be Customized**

Standard Features

- All stainless steel
- Magnetic pull type door handle
- Drop latch
- Small footprint
- Plate-type 5" casters, 2 with brakes
- NSF Listed

Options

- Wrap around bumper
- Corner bumpers
- Floor drains, one per door
- Push handle (available on single door units only)
- Top rails



DXPSC322D



DXPSC16

All upgrades must be ordered at the same time as the cart.



Specialty Tray Delivery Carts

Prod No	Description	Capacity	L x D x H	Pack
TQ Economy Carts				
TRAY SIZES: (13" x 21") (Retherm) and Dinex Room Service Tray				
DXPSC10 ▲	Tray Cart, Enclosed	10	25.25" x 34.22" x 35.57" / 64.1 x 86.9 x 90.3 cm	1 ea
DXPSCPT10 ▲	Tray Cart, Enclosed, Pass Thru	10	25.25" x 34.22" x 35.57" / 64.1 x 86.9 x 90.3 cm	1 ea
DXPSC12 ▲	Tray Cart, Enclosed	12	25.25" x 34.22" x 40.91" / 64.1 x 86.9 x 103.9 cm	1 ea
DXPSCPT12 ▲	Tray Cart, Enclosed, Pass Thru	12	25.25" x 34.22" x 40.91" / 64.1 x 86.9 x 103.9 cm	1 ea
DXPSC14 ▲	Tray Cart, Enclosed	14	25.25" x 34.22" x 46.25" / 64.1 x 86.9 x 117.5 cm	1 ea
DXPSCPT14 ▲	Tray Cart, Enclosed, Pass Thru	14	25.25" x 34.22" x 46.25" / 64.1 x 86.9 x 117.5 cm	1 ea
TQ Economy Carts				
TRAY SIZES: (13" x 21") Retherm and Architectural Plastics* and Dinex Room Service Tray				
DXPSC16 ▲	Tray Cart, Enclosed	16	25.25" x 34.22" x 52.88" / 64.1 x 86.9 x 134.3 cm	1 ea
DXPSCPT16 ▲	Tray Cart, Enclosed, Pass Thru	16	25.25" x 34.22" x 52.88" / 64.1 x 86.9 x 134.3 cm	1 ea
DXPSC20 ▲	Tray Cart, Enclosed	20	25.25" x 34.22" x 63.56" / 64.1 x 86.9 x 161.4 cm	1 ea
DXPSCPT20 ▲	Tray Cart, Enclosed, Pass Thru	20	25.25" x 34.22" x 63.56" / 64.1 x 86.9 x 161.4 cm	1 ea
DXPSC24 ▲	Tray Cart, Enclosed	24	25.25" x 34.22" x 74.25" / 64.1 x 86.9 x 188.6 cm	1 ea
DXPSCPT24 ▲	Tray Cart, Enclosed, Pass Thru	24	25.25" x 34.22" x 74.25" / 64.1 x 86.9 x 188.6 cm	1 ea
TQ Economy Carts				
TRAY SIZES: Architectural Plastics* and Dinex Room Service Tray				
DXPSC202D ▲	Tray Cart, Enclosed, 2 door	20	49.31" x 34.22" x 35.6" / 125.2 x 86.9 x 90.4 cm	1 ea
DXPSCPT202D ▲	Tray Cart, Enclosed, 2 door, Pass Thru	20	49.31" x 34.22" x 35.6" / 125.2 x 86.9 x 90.4 cm	1 ea
DXPSC242D ▲	Tray Cart, Enclosed, 2 door	24	49.31" x 34.22" x 40.95" / 125.2 x 86.9 x 104 cm	1 ea
DXPSCPT242D ▲	Tray Cart, Enclosed, 2 door, Pass Thru	24	49.31" x 34.22" x 40.95" / 125.2 x 86.9 x 104 cm	1 ea
DXPSC282D ▲	Tray Cart, Enclosed, 2 door	28	49.31" x 34.22" x 46.29" / 125.2 x 86.9 x 117.6 cm	1 ea
DXPSCPT282D ▲	Tray Cart, Enclosed, 2 door, Pass Thru	28	49.31" x 34.22" x 46.29" / 125.2 x 86.9 x 117.6 cm	1 ea
DXPSC322D ▲	Tray Cart, Enclosed, 2 door	32	49.31" x 34.22" x 51.64" / 125.2 x 86.9 x 131.2 cm	1 ea
DXPSCPT322D ▲	Tray Cart, Enclosed, 2 door, Pass Thru	32	49.31" x 34.22" x 51.64" / 125.2 x 86.9 x 131.2 cm	1 ea

Specialty Tray Delivery Cart Options

Prod No	Description	Capacity
Top Rails		
DXPSTR1	Top Rail, One Side for TQ Economy Carts	For 10 to 16 capacity carts
DXPSTR2	Top Rail, Two Sides for TQ Economy Carts	For 10 to 16 capacity carts
DXPSTR3	Top Rail, Three Sides for TQ Economy Carts	For 10 to 16 capacity carts
DXPSTR4	Top Rail, Four Sides for TQ Economy Carts	For 10 to 16 capacity carts
DXPSC2DTR3	Top Rail, Three Sides for TQ Economy Carts	For 20 to 32 capacity carts
DXPSC3DTR4	Top Rail, Four Sides for TQ Economy Carts	For 20 to 32 capacity carts
Accessories		
DXPSCWB	Wrap-Around Bumpers for TQ Economy Carts	—
DXPSCCB	Corner Bumpers for TQ Economy Carts	—
DXPSCDRAIN	Drain Assembly for TQ Economy Carts	—
DXPSCPH	Push Handle for TQ Economy	For 16 to 24 capacity carts
Caster Upgrade Packages		
DXPSCCAST6	6" Caster Upgrade for PSC Carts	For 16 to 32 capacity carts
DXPSCCAST8	8" Caster Upgrade for PSC Carts	For 16 to 32 capacity carts
DXICTCAST54S	5" (4) Swivel Casters (2) with Brakes	
DXICTCAST64S	6" (4) Swivel Casters (2) with Brakes	
DXICTCAST84P	8" Pneumatic Caster (2) Fixed Casters (2) Swivel with Brakes	

Dinex by CFS Brands NSF Listed products are designated with a ▲ and may be prefixed with an N

*Note: Architectural Plastics is a registered name



TRAY DELIVERY CARTS

TVL Economy Tray Delivery Carts Stainless steel cart for the price of plastic for meal delivery and tray retrieval

- Single door tray delivery cart with an all stainless steel modular construction
- TVL Carts are designed to hold multiple tray sizes: 14" x 18", 15" x 20", 12" x 19", 12"x 20" and DXRST1520 Room Service Tray
- Standard 5" tray height spacing
- Drop down latch for doors
- Perimeter bumper frame
- All options are field adjustable, except floor drains
- Bottom mounted floor drain
- Interchangeable rack system adjusts to accommodate different size trays
- Comes with 5" Performa casters with sealed stainless steel bearings (2 rigid, 2 swivel with side lock brakes)
- Optional Second Door
- Optional 3-side top rail
- NSF Listed



DXPTVL2T1D10

Shown with optional Top Rail

Prod No	Description	Capacity	L x D x H	Pack
---------	-------------	----------	-----------	------

TVL Economy Tray Cart

TRAY SIZES: 14" x 18", 15" x 20", 12" x 19", 12" x 20", DXRST152, DXRST1520NSQ

DXPTVL2T1D10 ▲	Tray Cart, Enclosed, 1 door	10	27.72" x 38.12" x 34.83" / 70.4 x 71.4 x 88.5 cm	1 ea
DXPTVL2T1D12 ▲	Tray Cart, Enclosed, 1 door	12	27.72" x 38.12 x 39.83" / 70.4 x 71.4 x 101.2 cm	1 ea
DXPTVL2T1D14 ▲	Tray Cart, Enclosed, 1 door	14	27.72" x 38.12 x 44.83" / 70.4 x 71.4 x 113.9 cm	1 ea
DXPTVL2T1D16 ▲	Tray Cart, Enclosed, 1 door	16	27.72" x 38.12 x 49.83" / 70.4 x 71.4 x 126.6 cm	1 ea
DXPTVL2T1D18 ▲	Tray Cart, Enclosed, 1 door	18	27.72" x 38.12 x 54.83" / 70.4 x 71.4 x 138.3 cm	1 ea
DXPTVL2T1D20 ▲	Tray Cart, Enclosed, 1 door	20	27.72" x 38.12 x 59.83" / 70.4 x 71.4 x 152 cm	1 ea

Options

DXTVLTR3	Top Rail, Three Sides for TVL Carts	For 10 to 20 capacity carts		—
DXTVLDOR10	Door Assembly for TVL2T1D10	—	—	—
DXTVLDOR12	Door Assembly for TVL2T1D12	—	—	—
DXTVLDOR14	Door Assembly for TVL2T1D14	—	—	—
DXTVLDOR16	Door Assembly for TVL2T1D16	—	—	—
DXTVLDOR18	Door Assembly for TVL2T1D18	—	—	—
DXTVLDOR20	Door Assembly for TVL2T1D20	—	—	—

Caster Upgrade Packages

DXTQCAST54S	5" (4) Swivel Casters (2) with Brake			
-------------	--------------------------------------	--	--	--

Dinex by CFS Brands NSF Listed products are designated with a ▲ and may be prefixed with an N



Versatile, Multi-Use Aluminum Carts

- Lightweight and versatile delivery cart
- Open style with optional transport cover
- Ideal for shelving or any immediate tray delivery system
- Welded aluminum construction
- Bolster mount casters for durability
- NSF Listed



DXPDHOR12UPP

All upgrades must be ordered at the same time as the cart.

Prod No	Description	Capacity	L x D x H	Pack
Heavy Duty Open Aluminum Tray Delivery Carts				
DXPDHOR12UP	Tray Cart with Universal Tray Slides	12	25.28" x 32.94" x 38.33"	1 ea
DXPDHOR20UP	Tray Cart with Universal Tray Slides	20	25.28" x 32.94" x 59.40"	1 ea
DXPDHOR24UP	Tray Cart with Universal Tray Slides	24	25.28" x 32.94" x 69.33"	1 ea
Clear Vinyl Transport Covers For Room Service Carts				
DXDHOR12UCOVR ♦	Zippered Front Panel	—	—	1 ea
DXDHOR12UCOVR2 ♦	Zippered Front and Rear Panel	—	—	1 ea

♦ California Residents: Di(2-ethylhexyl)phthalate(DEHP) **WARNING:** See appendix B on page 281